

Akash Institute of Medical Sciences & Research Centre, Devanahalli-562110

Phase 3 Part 2[CBME batch] Time table-2025-26
BLOCK -1(16 Weeks) From 26/12/2025 to 11/04/2026

| Days | 8.30 A M -11.30 AM | 11.30A M- 12.20PM | 12.20PM- 1.10PM | 1.10PM- 2.00PM | 2.00PM- 3.00PM | 3.00PM- 4.00PM |
|-----------|--------------------------|----------------------|-----------------------------------|-------------------|----------------------------|------------------------------|
| Monday | Cinical Postings | MEDICINE (L) | SURGERY(L) | LUNCH | OBG(SGD) | PEDIATRICS (SGD) |
| Tuesday | Cinical Postings | SURGERY (SGD) | OBG(L) | | MEDICINE(SGD) | ORTHO(SGD) |
| Wednesday | Cinical Postings | ORTHO (L) | AETCOM (MED/SURG/ OBG/ PED) | | PANDEMIC MODULE (MEDICINE) | |
| Thursday | Cinical Postings | MEDICINE (SGD) | SURGERY (SGD) | | OBG(SGD) | PEDIATRICS (SGD) |
| Friday | Cinical Postings | PEDIATRICS(L) | ORTHO(SGD) | | SURGERY(SGD) | AETCOM (MED/SURG/OBG/PED) |
| Saturday | Cinical Postings | OBG (SGD) | MEDICINE (SGD) | | | |

1st Tuesday of every month between 9.00 am to 1.00 pm – Family adoption program:
Internal Assessment (Theory) 13/4/26 to 18/4/26

Medicine –60 hours, - 15hours L – 45 hours SGD; AETCOM – 30 hours

Surgery – 60 hours - 15hours L – 45 hours SGD; Pandemic module (medicine) – 30 hours

Obg – 60 hours - 15hours L – 45 hours SGD; Pediatric – 45 hours - 15 hours L 30 hours SGD

Ortho – 45 hours- 15 hours L 30 hours SGD


Professor & HOD
Dept of General Medicine
Professor & HOD, KMC:31558
Department of General Medicine
Akash Institute of Medical Sciences
and Research Centre
Devanahalli, Bengaluru-562110


Professor & HOD
Dept of Paediatrics
PROFESSOR & HOD
Department of Paediatrics
Akash Institute of Medical Sciences
and Research Centre
Devanahalli, Bangalore Rural-562110.


Principal & Dean

Principal

Akash Institute of Medical Science & RC
Devanahalli,
Bangalore Rural-562110.


Dr. Murugesan
Professor & HOD, FAIS, FDFM
Dept of General Surgery
Akash Institute Of Medical Sciences & Research Centre
Prasannahalli Road, Devanahalli
KMC Reg. No. : 65519


PROFESSOR & HOD
Dept of OBG
Akash Institute of Medical Sciences
and Research Centre
Bangalore Rural-562110


Professor & HOD
Dept of Orthopedics

HOD, Dept of Orthopedics
Akash Institute of Medical
Sciences & Research Centre
Devanahalli, Bangalore-562110

**Akash Institute of Medical Sciences & Research Centre,
Devanahalli - 562110**

Phase 3 Part 2[CBME batch] Time table-2025-26

BLOCK -1(1Week)

From 26/12/2025 to 11/04/2026

| Days | 8.30 A M - 11.30 AM | 11.30A M- 12.20PM | 12.20PM- 1.10PM | 1.10PM - 2.00PM | 2.00PM- 3.00PM | 3.00PM- 4.00PM |
|----------------------|-----------------------------|--|--|-----------------------|---|--|
| Friday 26/12/25 | Cinical Postings | PEDIATRICS(L) CommonProbl emsrelated to Development and Central Nervous system - Cerebral Palsy (PE 3.8, 30.11, PM 3.1, 3.2,3.3, 3.5) | ORTHO(SGD) management of shock | Lunch | SURGERY(SGD) Describe the immunological basis of organ transplantation SU13.1 | AETCOM (MED/SURG/OB G/ PED) |
| Saturday 27/12/25 | Cinical Postings | OBG (SGD) OG35.5 Determine gestational age, EDD & obstetric formula | MEDICINE (SGD) Ankylosing spondylitis | | | |

**Akash Institute of Medical Sciences & Research Centre,
Devanahalli-562110**

Phase 3 Part 2[CBME batch] Time table-2025-26

BLOCK -1(2 Week)

From 26/12/2025 to 11/04/2026

| Days | 8.30 A M - 11.30 AM | 11.30A M- 12.20PM | 12.20PM- 1.10PM | 1.10PM- 2.00PM | 2.00PM- 3.00PM | 3.00PM- 4.00PM |
|-----------------------|-------------------------|---|---|-------------------|--|--|
| Monday 29/12/25 | Cinical Postings | MEDICIE (L) Heart Failure- (IM1.1, 1.2,1.4,1.5,1.6,1.7) Nesting with Physiology and Pathology Nesting with Anatomy | SURGERY(L) Discuss the Principles of immunosuppressive therapy. SU 13.2 | Lunch | OBG(SGD) OG8.5 Describe & demonstrate pelvic bone & pelvic assistance | PEDIATRICS (SG D) National Programmed, RCH – Universal Immunization Programme (PE19.1 – 19.5) |
| Tuesday 30/12/25 | Cinical Postings | SURGERY (SGD) Enumerate Indications, describe surgical principles SU13.2 | OBG(L) OG10.2 Blood & blood products transfusion | | MEDICINE(SGD) Psoriatic arthritis(C1&2) SGT: CXR(IM1.18,2.10) CBL: Markers of Heart Failure (IM 2.11) | ORTHO(SGD) etiopathogenesis, clinical features, investigations, and principles of management of soft tissue injuries |
| Wednesday 31/12/25 | Cinical Postings | ORTHO (L) Proximal femur fracture | AETCOM (MED/SURG/ OBG/ PED) | | PANDEMIC MODULE (MEDICINE) | |
| Thursday 01/01/26 | Cinical Postings | MEDICINE (SGD) Medicine(B1&2) SGT: , CXR(IM1.18,2.10) CBL: Markers of Heart Failure (IM 2.11) | SURGERY (SGD) Discuss the legal and ethical issues concerning organ donation SU 13.3 | | OBG(SGD) OG10.2 Blood & blood products transfusion | PEDIATRICS (SG D) Pediatric Emergencies –Status Epilepticus (PE27.6) |
| Friday 02/01/26 | Cinical Postings | PEDIATR ICS(L) Pediatrics (L)): Care of the newborn - Normal andHigh-Riskneonate (PE 20.1, 20.2) | ORTHO(SGD) management of shock | | SURGERY(SGD) Counsel patients and relatives on organ donation in a simulated environment SU13.4 | AETCOM (MED/SURG/OB G/ PED) |
| Saturday 03/01/26 | Cinical Postings | OBG (SGD) OG13.4 Physiology & Mechanism & events of stages of normal labour | MEDICINE (SGD) Medicine(E1&2) SGT: DOAP: Performandinterpret ECG, CXR(IM1.18,2.10) CBL: Markers of Heart Failure (IM 1.18, 2.10, 2.11) | | | |

**Akash Institute of Medical Sciences & Research Centre,
Devanahalli-562110**

Phase 3 Part 2[CBME batch] Time table-2025-26

BLOCK -1(3 Week)

From 26/12/2025 to 11/04/2026

| Days | 8.30 A M - 11.30 AM | 11.30A M- 12.20PM | 12.20PM- 1.10PM | 1.10PM- 2.00PM | 2.00PM- 3.00PM | 3.00PM- 4.00PM |
|-----------------------|-------------------------|--|--|-------------------|--|---|
| Monday 05/01/26 | Cinical Postings | MEDICIN E (L) Lecture (Medicine): Heart Failure- Diagnosis and Management including Non- Pharmacological, Pharmacological, and Interventional modalities (IM1.19, 1.23,1.24,1.25) | SURGERY(L) Management of organ transplant SU13.2 | Lunch | OBG(SGD) OG35.4 Demonstrate interpersonal & communication skills | PEDIATRICS (SG D) Pediatric Emergencies – Common poisoning in children (PE27.8) |
| Tuesday 06/01/26 | Cinical Postings | SURGERY (SGD) Complications of Organ Transplant SU13.2 | OBG(L) OG12.1 PIH Part 1 | | MEDICINE(SGD) Medicine (D1 & 2) SGT: CBL: RHD(IM1.3,1.9,1.27) DOAP: Blood culture (IM1.22) | ORTHO(SGD) etiopathogenesis, clinical features, investigations, and principles of management of dislocation of major joints, shoulder, knee, hip |
| Wednesday 07/01/26 | Cinical Postings | ORTHO (L) Fracture clavicle | AETCOM (MED/SURG/ OBG/ PED) | | PANDEMIC MODULE (MEDICINE) | |
| Thursday 08/01/26 | Cinical Postings | MEDICINE (SGD) Newer techniques in diagnosing Zoonotic infections and Non- febrile Infectious Diseases (IM 25.8) Medicine (C1 & 2) SGT CBL: RHD(IM1.3,1.9,1.27) | SURGERY (SGD) Liver Transplant SU13.2 | | OBG(SGD) OG12.1 PIH Part 1 | PEDIATRICS (SG D) Pediatric Emergencies – Common poisoning in children (PE27.8) |
| Friday 09/01/26 | Cinical Postings | PEDIATRICS(L) Care of the newborn - Hyperbilirubinemia (PE20.19) | ORTHO(SGD) Fracture proximal humerus | | SURGERY(SGD) Kidney Transplantation SU13.2 | AETCOM (MED/SURG/OB G/ PED) |
| Saturday 10/01/26 | Cinical Postings | OBG (SGD) OG35.1 History & Clinical examination (Obs) | MEDICINE (S GD) Reactive arthritis (A1&2) | | | |

**Akash Institute of Medical Sciences & Research Centre,
Devanahalli-562110**

Phase 3 Part 2[CBME batch] Time table-2025-26

BLOCK -1(4 Week)

From 26/12/2025 to 11/04/2026

| Days | 8.30 A M - 11.30 AM | 11.30A M- 12.20PM | 12.20PM- 1.10PM | 1.10PM- 2.00PM | 2.00PM- 3.00PM | 3.00PM- 4.00PM | |
|-----------------------|------------------------|--|---|-------------------|--|---|--|
| Monday 12/01/26 | Cinical Postings | MEDICINE (L) Genetics and Pathophysiology of Autoimmune Diseases (IM 7.1, 7.2) | SURGERY(L) Describe the clinical features, principles of investigation, prognosis and management of Acute pancreatitis. SU24.1 | Lunch | OBG(SGD) OG12.1 PIH Part 2 | PEDIATRICS (SG D) Respiratory System – AOM, ALTB, Epiglottitis, Foreign body Aspiration (PE 28.4 – 28.8) | |
| Tuesday 13/01/26 | | SURGERY (SGD) Describe the clinical features, principles of investigation, prognosis and management of Chronic pancreatitis. SU24.1 | OBG(L) OG12.1 PIH Part 2 | | MEDICINE(SGD) Hyperkalemia (IM1.22) | ORTHO(SGD) Fracture shaft of humerus and distal humerus | |
| Wednesday 14/01/26 | Cinical Postings | ORTHO (L) Proximal femur fracture | AETCOM (MED/SURG/ OBG/ PED) | | PANDEMIC MODULE (MEDICINE) | | |
| Thursday 15/01/26 | Holiday | | | | | | |
| Friday 16/01/26 | Cinical Postings | PEDIATRICS(L) Paediatrics (L) Care of the newborn - LBW (PE 20.11) | ORTHO(SGD) Fracture distal end of radius | | SURGERY(SGD) Pseudocyst Pancreas SU 24.1 | AETCOM (MED/SURG/OB G/ PED) | |
| Saturday 17/01/26 | Cinical Postings | OBG (SGD) OG14.5 Episiotomy | MEDICINE (S GD) Arrhythmias (IM 1.8) | | | | |

**Akash Institute of Medical Sciences & Research Centre,
Devanahalli-562110**

Phase 3 Part 2[CBME batch] Time table-2025-26

BLOCK -1(5 Week)

From 26/12/2025 to 11/04/2026

| Days | 8.30 A M - 11.30 AM | 11.30A M- 12.20PM | 12.20PM- 1.10PM | 1.10PM- 2.00PM | 2.00PM- 3.00PM | 3.00PM- 4.00PM |
|-----------------------|-------------------------|---|---|-------------------|--|--|
| Monday 19/01/26 | Cinical Postings | MEDICINE (L) Joint Pain- Pathophysiologic Classification and Clinical Approach to Diag nosis (IM 7.3, 7.4) | SURGERY(L) Describe the clinical features, principles of investigation, prognosis and management SU24.2 | Lunch | OBG(SGD) OG14.2 Obstructed labour | PEDIATRICS (SG D) Anemia and other hematological disorders – Anemia, IDA, Vit B12 deficiency, Folate deficiency (29.1- 29.3) |
| Tuesday 20/01/26 | Cinical Postings | SURGERY(SGD) Carcinoma Pancreas SU24.2 | OBG(L) OG14.2 Obstructed labour | | MEDICINE(SGD) Sjogren's syndrome (IM1.28,1.29) | ORTHO(SGD) etiopathogenesis, mechanism of injury, clinical features, investigations and |
| Wednesday 21/01/26 | Cinical Postings | ORTHO (L) principles of management of pelvic injuries with emphasis on hemodynamic instability | AETCOM (MED/SURG/ OBG/ PED) | | PANDEMIC MODULE (MEDICINE) | |
| Thursday 22/01/26 | Cinical Postings | MEDICINE (SGD) Takayasu arteritis (IM1.28,1.29) | SURGERY (SGD) Surgeries for Chronic Pancreatitis SU24.3 | | OBG(SGD) OG14.2 Obstructed labour | PEDIATRICS (SG D) Anemia and other hematological disorders – Hemolytic anemia (PE29.4) |
| Friday 23/01/26 | Cinical Postings | PEDIATRICS(L) Paediatric Emerg encies- Cardiorespirator y Arrest & Respirat ory Distress (PE27.2,27.3, 27.4) | ORTHO(SGD) Acetabular fracture | | SURGERY(SGD) Congenital disorders of Pancreas SU24.3 | AETCOM (MED/SURG/OB G/ PED) |
| Saturday 24/01/26 | Cinical Postings | OBG (SGD) OG13.3 ARM | MEDICINE (S GD) Sjogren's syndrome (IM2.11,2.3,2.12, 2.13) | | | |

**Akash Institute of Medical Sciences & Research Centre,
Devanahalli-562110**

Phase 3 Part 2[CBME batch] Time table-2025-26

BLOCK -1(6 Week)

From 26/12/2025 to 11/04/2026

| Days | 8.30 A M - 11.30 AM | 11.30A M- 12.20PM | 12.20PM- 1.10PM | 1.10PM- 2.00PM | 2.00PM- 3.00PM | 3.00PM- 4.00PM |
|-----------------------|-----------------------------|---|---|-------------------|---|--|
| Monday 26/01/26 | Holiday | | | Lunch | | |
| Tuesday 27/01/26 | | | | | MEDICINE(SGD) Polyarteritis nodosa (IM2.11,2.3,2.12, 2.13) | ORTHO(SGD) Principles of pre- hospital care and Casualty management of a trauma victim including principles of Triage |
| Wednesday 28/01/26 | | | | | PANDEMIC MODULE (MEDICINE) | |
| Thursday 29/01/26 | | | | | OBG(SGD) OG15.1 Obstetric procedure (ECV cervical cerclage) | PEDIATRICS (SG D) Anemia and other haematological disorders – National Anemia control programme (PE29,5) |
| Friday 30/01/26 | | | | | SURGERY(SGD) Outline the role of surgery in the management of congenital heart diseases SU26.1 | AETCOM (MED/SURG/OB G/ PED) |
| Saturday 31/01/26 | | | | | | |
| | Cinical Postings | SURGERY (SGD) Outline the role of surgery in the management of coronary heart diseases SU26.1 | OBG(L) OG12.1 Eclampsia | | | |
| | Cinical Postings | ORTHO (L) (a) Fracture patella (b) Fracture distal femur | AETCOM (MED/SURG/ OBG/ PED) | | | |
| | Cinical Postings | MEDICINE (SGD) Henoch Schonlein purpura (IM2.11,2.3,2.12, 2.13) | SURGERY (SGD) Outline the role of surgery in the management of valvular heart diseases SU26.1 | | | |
| | Cinical Postings | PEDIATRICS(L) Pediatrics (L) Care of the Newborn- Hypothermia, Hypoglycemia, Hypocalcemia (PE 20.12, 20.13, 20.14) | ORTHO(SGD) Fracture shaft of femur in all age groups and the recognition and management of fat embolism as a complication | | | |
| | Cinical Postings | OBG (SGD) OG15.1 Obstetric procedure (ECV cervical cerclage) | MEDICINE (S GD) CBL: ACS Diagnosis (IM2.11,2.3,2.12,2. 13 | | | |

**Akash Institute of Medical Sciences & Research Centre,
Devanahalli-562110**

Phase 3 Part 2[CBME batch] Time table-2025-26

BLOCK -1(7 Week)

From 26/12/2025 to 11/04/2026

| Days | 8.30 A M - 11.30 AM | 11.30A M- 12.20PM | 12.20PM- 1.10PM | 1.10PM- 2.00PM | 2.00PM- 3.00PM | 3.00PM- 4.00PM |
|-----------------------|-------------------------|--|---|-------------------|---|--|
| Monday 02/02/26 | Cinical Postings | MEDICINE (L) Differences- Articular from PeriarticularCom plaintsand their Management (IM 7.7) Nesting with Orthopedics | SURGERY(L) Outline the role of surgery in the management of congenital heart diseases-2 SU26.1 | Lunch | OBG(SGD) OG35.2 Arrive at logical provisional diagnosis | PEDIATRICS (SG D) Central Nervous System – meningitis (PE30.1,30.2) |
| Tuesday 03/02/26 | Cinical Postings | SURGERY (SGD) Cardiopulmonar y bypass SU26.1 | OBG(L) OG14.4 Describe & Discuss abnormal labour | | MEDICINE(SGD) Bronchial asthma (IM2.21,2.22) | ORTHO(SGD) a) Fracture both bones leg (b) Calcaneus (c) Small bones of foot |
| Wednesday 04/02/26 | Cinical Postings | ORTHO (L) Ankle fractures | AETCOM (MED/SURG/ OBG/ PED) | | PANDEMIC MODULE (MEDICINE) | |
| Thursday 05/02/26 | Cinical Postings | MEDICINE (SGD) Chronic bronchitis (IM2.21,2.22) | SURGERY (SGD) Cardiac Tamponade SU26.1 | | OBG(SGD) OG14.4 Describe & Discuss abnormal labour | PEDIATRICS (SG D) Central Nervous System – Hydrocephalus, microcephaly (PE30.3 and 30.4) |
| Friday 06/02/26 | Cinical Postings | PEDIATRICS(L) Central Nervous System-Floppy child & Duchenne muscular Dystrophy (PE30.12,30.14) | ORTHO(SGD) malunion, non- union, infection, compartmental syndrome | | SURGERY(SGD) Benign tumors of Heart SU26.1 | AETCOM (MED/SURG/OB G/ PED) |
| Saturday 07/02/26 | Cinical Postings | OBG (SGD) OG16.4 Macrosomia | MEDICINE (S GD) Emphysema (IM2.21,2.22) | | | |

**Akash Institute of Medical Sciences & Research Centre,
Devanahalli-562110**

Phase 3 Part 2[CBME batch] Time table-2025-26

BLOCK -1(8 Week)

From 26/12/2025 to 11/04/2026

| Days | 8.30 A M - 11.30 AM | 11.30A M- 12.20PM | 12.20PM- 1.10PM | 1.10PM- 2.00PM | 2.00PM- 3.00PM | 3.00PM- 4.00PM |
|-----------------------|-------------------------|---|--|-------------------|--|---|
| Monday 09/02/26 | Cinical Postings | MEDICINE (L) Rheumatoid Arthritis (IM 7.8,7.10,7.15,7.19,7.23) | SURGERY(L) Describe the clinical features of Anterior mediastinal diseases and the principles SU26.3 | Lunch | OBG(SGD) OG35.4 Demonstrate interpersonal & communication skills befitting a physician in order to discuss illness & its outcome with patient & family | PEDIATRICS (SG D) Central Nervous System – Neural tube defects (PE30.5) |
| Tuesday 10/02/26 | Cinical Postings | SURGERY (SGD) mediastinal diseases- management SU26.3 | OBG(L) OG14.3 Rupture uterus | | MEDICINE(SGD) Bronchogenic Carcinoma IM2.14,2.15,2.17,2.16,2.20, 2.23) | ORTHO(SGD) Open fractures with focus on secondary infection prevention and management |
| Wednesday 11/02/26 | Cinical Postings | ORTHO (L) a) Acute Osteomyelitis b) Subacute osteomyelitis c) Acute Suppurative arthritis d) HIV infection | AETCOM (MED/SURG/ OBG/ PED) | | PANDEMIC MODULE (MEDICINE) | |
| Thursday 12/02/26 | Cinical Postings | MEDICINE (SGD) Guillaine Barre syndrome IM2.14,2.15,2.17,2.16,2.20, 2.23) | SURGERY (SGD) clinical features of Middle mediastinal diseases and the principles SU26.3 | | OBG(SGD) OG14.3 Rupture uterus | PEDIATRICS (SG D) Central Nervous System – Neural tube defects (PE30.5) |
| Friday 13/02/26 | Cinical Postings | PEDIATRICS(L) Diarrhoea - Persistent, Chronic & Dysentery (24.6,24.7,24.8, PH1.34, MI3.1, 3.2) | ORTHO(SGD) Skeletal tuberculosis | | SURGERY(SGD) clinical features of Posterior mediastinal diseases and the principles SU26.3 | AETCOM (MED/SURG/OB G/ PED) |
| Saturday 14/02/26 | Cinical Postings | OBG (SGD) OG15.1 Obstetric procedure (Instrumental delivery C-sectionl) | MEDICINE (S GD) Pulmonary embolism IM2.14,2.15,2.17,2.16,2.20, 2.23) | | | |

**Akash Institute of Medical Sciences & Research Centre,
Devanahalli- 562110**

Phase 3 Part 2[CBME batch] Time table-2025-26

BLOCK -1(9 Week)

From 26/12/2025 to 11/04/2026

| Days | 8.30 A M - 11.30 AM | 11.30A M- 12.20PM | 12.20PM- 1.10PM | 1.10PM- 2.00PM | 2.00PM- 3.00PM | 3.00PM- 4.00PM |
|-----------------------|-------------------------|---|---|-------------------|---|---|
| Monday 16/02/26 | Cinical Postings | MEDICINE (L) Vascular Events, COPDand Surgery in Elderly (IM24.4, 24.10,24.11) | SURGERY(L) Thymoma SU26.3 | Lunch | OBG(SGD) OG16.3 FGR | PEDIATRICS (SG D) Central Nervous System – Febrile Seizures (PE 30.7) Urticaria and Angioedema (PE31.12) |
| Tuesday 17/02/26 | Cinical Postings | SURGERY (SGD) Describe the etiology, pathogenesis, clinical features of tumors of lung and the principles of management SU26.4 | OBG(L) OG16.1 PPH | | MEDICINE(SGD) Pulmonary arterial hypertension (IM24.4,24.10,24.1 1) | ORTHO(SGD) Tuberculosis of hip and knee |
| Wednesday 18/02/26 | Cinical Postings | ORTHO (L) Inflammatory disorders of joint | AETCOM (MED/SURG/ OBG/ PED) | | PANDEMIC MODULE (MEDICINE) | |
| Thursday 19/02/26 | Cinical Postings | MEDICINE (SGD) Bronchogenic carcinoma (IM 8.8,12,8.13) | SURGERY (SGD) Pancoast Tumor of lung SU26.4 | | OBG(SGD) OG16.1 PPH | PEDIATRICS (SG D) Central Nervous System – Febrile Seizures (PE 30.7) Urticaria and Angioedema (PE31.12) |
| Friday 20/02/26 | Cinical Postings | PEDIATRICS(L) Pediatrics (L) Genitourinary system-UTI and Hypertension (PE21.1, 21.17) | ORTHO(SGD) Degenerative condition of spine (Cervical Spondylosis, Lumbar Spondylosis, PID) | | SURGERY(SGD) Bronchogenic Carcinoma SU 26.4 | AETCOM (MED/SURG/OB G/ PED) |
| Saturday 21/02/26 | Cinical Postings | OBG (SGD) OG16.1 PPH | MEDICINE (S GD) Pneumoconiosis (IM24.4,24.10,2 4.11) | | | |

**Akash Institute of Medical Sciences & Research Centre,
Devanahalli-562110**

Phase 3 Part 2[CBME batch] Time table-2025-26

BLOCK -1(10 Week)

From 26/12/2025 to 11/04/2026

| Days | 8.30 A M - 11.30 AM | 11.30A M- 12.20PM | 12.20PM- 1.10PM | 1.10PM- 2.00PM | 2.00PM- 3.00PM | 3.00PM- 4.00PM |
|-----------------------|-------------------------|---|--|-------------------|--|--|
| Monday 23/02/26 | Cinical Postings | MEDICINE (L) Dysrhythmias (IM 1.8) | SURGERY(L) Carotid body tumor SU 26.4 | Lunch | OBG(SGD) OG16.2 Uterine inversion | PEDIATRICS (SG D) Chromosomal Abnormalities – Down Syndrome, Turner syndrome (PE31.132.2) |
| Tuesday 24/02/26 | Cinical Postings | SURGERY (SGD) VATS SU 26.4 | OBG(L) OG14.5 Breech presentation | | MEDICINE(SGD) (D1&2) SGT: DOAP Gram staining, AFBstainingandM Psmear (IM4.13,4.14,4.15) Nesting with Microbiology Integration with Microbiology | ORTHO(SGD) metabolic bone disorders in particular osteoporosis, osteomalacia, rickets, Paget's disease |
| Wednesday 25/02/26 | Cinical Postings | ORTHO (L) Post Polio Residual Paralysis | AETCOM (MED/SURG/ OBG/ PED) | | PANDEMIC MODULE (MEDICINE) | |
| Thursday 26/02/26 | Cinical Postings | MEDICINE (SGD) Guillaine Barre syndrome IM2.14,2.15,2.17, 2.16,2.20, 2.23) | SURGERY (SGD) clinical features of Middle mediastinal diseases and the principles SU26.3 | | OBG(SGD) OG14.3 Rupture uterus | PEDIATRICS (SG D) Central Nervous System – Neural tube defects (PE30.5) |
| Friday 27/02/26 | Cinical Postings | PEDIATRICS(L) Adolescent health – Stages of adolescence and normal puberty | ORTHO(SGD) Cerebral palsy | | SURGERY(SGD) Surgeries for Lung disorders SU 26.4 | AETCOM (MED/SURG/OB G/ PED) |
| Saturday 28/02/26 | Cinical Postings | OBG (SGD) OG18.3 Birth asphyxia | MEDICINE (S GD) (B1&2) SGT: DOAP Gram staining, AFB stainingandMPs mear (IM4.13,4.14,4. 15) Nesting with Microbiology | | | |

**Akash Institute of Medical Sciences & Research Centre,
Devanahalli- 562110**

Phase 3 Part 2[CBME batch] Time table-2025-26

BLOCK -1(11 Week)

From 26/12/2025 to 11/04/2026

| Days | 8.30 A M - 11.30 AM | 11.30A M- 12.20PM | 12.20PM- 1.10PM | 1.10PM- 2.00PM | 2.00PM- 3.00PM | 3.00PM- 4.00PM |
|-----------------------|-------------------------|--|--|-------------------|---|---|
| Monday 02/03/26 | Cinical Postings | MEDICINE (L) Dysrhythmias (IM 1.8) | SURGERY(L) Describe classification of hospital waste SU15.1 | Lunch | OBG(SGD) OG18.4 Principle of resuscitation | PEDIATRICS (SG D) Endocrinology – Delayed Puberty (PE33.8) |
| Tuesday 03/03/26 | Cinical Postings | SURGERY (SGD) appropriate methods of disposal. SU15.1 | OBG(L) OG19.1 Puerperium | | MEDICINE(SGD) (D1&2) SGT: DOAP Gram staining, AFBstainingandMPs mear (IM4.13,4.14,4.15) Nesting with Microbiology Integration with Microbiology | ORTHO(SGD) etiopathogenesis, clinical features, investigations and principles of management of benign bone tumours and pathological fractures |
| Wednesday 04/03/26 | Cinical Postings | ORTHO (L) etiopathogenesis, clinical features, investigations and principles of management of malignant bone tumours | AETCOM (MED/SURG/ OBG/ PED) | | PANDEMIC MODULE (MEDICINE) | |
| Thursday 05/03/26 | Cinical Postings | MEDICINE (SGD) (C1&2) SGT: DOAP Gram staining, AFBstainingandMPs mear (IM4.13,4.14,4.15) NestingwithMicrobiology | SURGERY (SG D) Management of Spillage-Body fluids SU15.1 | | OBG(SGD) OG19.1 Puerperium | PEDIATRICS (SG D) Common Nutritional Problems – SAM, MAM (PE 10.1 – 10.6) |
| Friday 06/03/26 | Cinical Postings | PEDIATRICS(L) Cardiovascular system - Cyanoticcongenitalheart disease (PE 23.2) | ORTHO(SGD) management of peripheral nerve injuries in diseases like wrist drop, claw hand, palsies of Radial, Ulnar, Median Nerves | | SURGERY(SGD) Principles of Minimal access Surgery SU 16.1 | AETCOM (MED/SURG/OB G/ PED) |
| Saturday 07/03/26 | Cinical Postings | OBG (SGD) OG 17.1 OG17.2 Physiology of lactation, Normal breast care | MEDICINE (S GD) (B1&2) SGT: DOAP (IM4.13,4.14,4.15) | | | |

**Akash Institute of Medical Sciences & Research Centre,
Devanahalli-562110**

Phase 3 Part 2[CBME batch] Time table-2025-26

BLOCK -1(12 Week)

From 26/12/2025 to 11/04/2026

| Days | 8.30 A M - 11.30 AM | 11.30A M- 12.20PM | 12.20PM- 1.10PM | 1.10PM- 2.00PM | 2.00PM- 3.00PM | 3.00PM- 4.00PM |
|-----------------------|-------------------------|---|--|-------------------|---|--|
| Monday 09/03/26 | Cinical Postings | MEDICINE (L) Hypertension Mediated Organ Damage-Determine need for Specialist Consultation (IM 8.20) | SURGERY(L) Laparoscopy SU16.1 | Lunch | OBG(SGD) OG19.2 Counsel in a simulated environment, contraception & puerperal sterilization | PEDIATRICS (SG D) Breastfeeding – Physiology of Lactation, Composition of Breastmilk, advantages and technique of breastfeeding (PE 7.2,7.3,7.4,7.5) |
| Tuesday 10/03/26 | Cinical Postings | SURGERY (SGD) Thoracoscopy SU 16.1 | OBG(L) 19.1 puerperium (Thromboemboli c disorder, obstetric palsies, puerperal psychiatric disorder) | | MEDICINE(SGD) (A1&2) SGT: DOAP Diagnosisofdiarrhoea ldiseasesandcommon parasitesona stool specimen. (IM 16.8, 16.9) NestingwithMicrobiol ogyandPathology | ORTHO(SGD) Scoliosis and spinal bifida |
| Wednesday 11/03/26 | Cinical Postings | ORTHO (L) Congenital dislocation of Hip, Torticollis, | AETCOM (MED/SURG/ OBG/ PED) | | PANDEMIC MODULE (MEDICINE) | |
| Thursday 12/03/26 | Cinical Postings | MEDICINE (SGD) D1&2) SGT: DOAP Diagnosisofdiarrhoea ldiseasesandcommon parasitesona stool specimen. (IM 16.8, 16.9) NestingwithMicrobi ologyandPathology | SURGERY (SG D) Endoluminal Endoscopy, NOTES SU16.1 | | OBG(SGD) OG17.3 Post partum breast complication, Mastitis & breast abscess | PEDIATRICS (SG D) Adolescent health – Stages of adolescence and normal puberty (PE 6.1, 6.2) |
| Friday 13/03/26 | Cinical Postings | PEDIATRICS(L) Hepatobiliary system HepatitisBandChroni c liver disease (PE 26.3, 26.12) | ORTHO(SGD) congenital talipes equino varus | | SURGERY(SGD) SILS SU16.1 | AETCOM (MED/SURG/OB G/ PED) |
| Saturday 14/03/26 | Cinical Postings | OBG (SGD) OG35.7 Consent for any examination / Procedure | MEDICINE (S GD) SGT: DOAP Diagnosisofdiarrh oealdiseasesandco mmonparasiteson a stool specimen. (IM 16.8, 16.9) | | | |

**Akash Institute of Medical Sciences & Research Centre,
Devanahalli-562110**

Phase 3 Part 2[CBME batch] Time table-2025-26

BLOCK -1(13 Week)

From 26/12/2025 to 11/04/2026

| Days | 8.30 A M - 11.30 AM | 11.30A M- 12.20PM | 12.20PM- 1.10PM | 1.10PM- 2.00PM | 2.00PM- 3.00PM | 3.00PM- 4.00PM | |
|-----------------------|------------------------|--|---|-------------------|---|--|--|
| Monday 16/03/26 | Cinical Postings | MEDICINE (L) Epidemiology, Risk Factors, A etiopathogenesis (IM2.1,2.2,2.3,2.4) Nesting with Physiology and Pathology | SURGERY(L) Perivisceral Endoscopy SU16.1 | Lunch | OBG(SGD) OG35.8 Com plate case record with all necessary details | PEDIATRICS (SG D) Common problems related to development – ASD, ADHD (PE4.3,4.4) | |
| Tuesday 17/03/26 | Cinical Postings | SURGERY (SGD) Minimal Invasive surgeries in Trauma SU 16.1 | OBG(L) OG21.1 Contraception (Introduction and classification) | | MEDICINE(SGD) (B1&2) SGT: DOAP Diagnosis of diarrhoea diseases and common parasites on a stool specimen. (IM 16.8, 16.9) Nesting with Microbio logy and Pathology | ORTHO(SGD) fractures with disabilities b. fractures that require prolonged bed stay c. bone tumours d. congenital disabilities | |
| Wednesday 18/03/26 | Cinical Postings | ORTHO (L) orthopedic procedures like limb amputation, permanent fixations etc. | AETCOM (MED/SURG/ OBG/ PED) | | PANDEMIC MODULE (MEDICINE) | | |
| Thursday 19/03/26 | Holiday | | | | | | |
| Friday 20/03/26 | Cinical Postings | PEDIATRICS(L) Hepatobiliary system - Portal Hypertension (PE 26.4, PA 25.5) | ORTHO(SGD) illnesses, based on the detection of warning signals and need for sophisticated management | | SURGERY(SGD) Robotic Surgery SU 16.1 | AETCOM (MED/SURG/OB G/ PED) | |
| Saturday 21/03/26 | Cinical Postings | OBG (SGD) OG21.1 Contraception (Introduction and classification) | MEDICINE (S GD) (E1&2) SGT: DOAP (IM 16.8, 16.9) Nesting with Micro biology and Pathol ogy Hanging drop tech nique and further in vestigations in diar rhoea. (IM 16.1, 16.12) | | | | |

**Akash Institute of Medical Sciences & Research Centre,
Devanahalli-562110**

Phase 3 Part 2[CBME batch] Time table-2025-26

BLOCK -1(14 Week)

From 26/12/2025 to 11/04/2026

| Days | 8.30 A M - 11.30 AM | 11.30A M- 12.20PM | 12.20PM- 1.10PM | 1.10PM- 2.00PM | 2.00PM- 3.00PM | 3.00PM- 4.00PM |
|-----------------------|-------------------------|--|--|-------------------|---|--|
| Monday 23/03/26 | Cinical Postings | MEDICINE (L) Acute Coronary Syndromes- Evolution, Natural History and Outcomes (IM 2.5) | SURGERY(L) Periop planning for MIS SU 16.1 | Lunch | OBG(SGD) OG21.1 Contraception (LARC) | PEDIATRICS (SG D) Central Nervous System-Hemiplegia & Ataxic child (PE30.6, 30.15) |
| Tuesday 24/03/26 | Cinical Postings | SURGERY (SGD) Intraoperative Principles of MIS SU 16.1 | OBG(L) OG21.1 Contraception (Permanent method) | | MEDICINE(SGD) (D1&2) SGT: DOAP Hangingdroptechniqueandfurtherinvestigationsindiarrhoea. (IM 16.1, 16.12) NestingwithMicrobiology | ORTHO(SGD) scaphoid fracture |
| Wednesday 25/03/26 | Cinical Postings | ORTHO (L) management of peripheral nerve injuries in diseases like foot drop, palsies of Lateral Popliteal and Sciatic Nerves | AETCOM (MED/SURG/ OBG/ PED) | | PANDEMIC MODULE (MEDICINE) | |
| Thursday 26/03/26 | Cinical Postings | MEDICINE (SGD) (SGD) (C1&2) SGT: DOAP Hangingdroptechniqueandfurtherinvestigationsindiarrhoea. (IM 16.1, 16.12) NestingwithMicrobiology | SURGERY (SG D) Postop Care and discharge of MIS SU 16.1 | | OBG(SGD) OG21.2 PPIUCD | PEDIATRICS (SG D) PaediatricEmergencies- Cardiorespiratory Arrest&Respiratory Distress (PE27.2,27.3, 27.4) |
| Friday 27/03/26 | Cinical Postings | PEDIATRICS(L) PaediatricEmergencies- Shock and Unconscious child (PE 27.5, 27.7) | ORTHO(SGD) Septic Arthritis | | SURGERY(SGD) AI in MIS SU 16.1 | AETCOM (MED/SURG/OBG/ PED) |
| Saturday 28/03/26 | Cinical Postings | OBG (SGD) OG21.2 PPIUCD | MEDICINE (S GD) (SGD) (C1&2) SGT: DOAP Hangingdroptech niqueandfurtherinvestigationsindiar rhoea. (IM 16.1, 16.12) | | | |

**Akash Institute of Medical Sciences & Research Centre,
Devanahalli-562110**

Phase 3 Part 2[CBME batch] Time table-2025-26

BLOCK -1(15 Week)

From 26/12/2025 to 11/04/2026

| Days | 8.30 A M - 11.30 AM | 11.30A M- 12.20PM | 12.20PM- 1.10PM | 1.10PM- 2.00PM | 2.00PM- 3.00PM | 3.00PM- 4.00PM |
|-----------------------|-------------------------|--|--|-------------------|--|---|
| Monday 30/03/26 | Cinical Postings | MEDICINE (L) (B1&2) SGT: DOAP Hangingdroptechniqueandfurtherinvestigationsindiarrhoea. (IM16.1,16.12) (IM 9.1,9.2) | SURGERY(L) DAY CARE SURGERY SU 16.1 | Lunch | OBG(SGD) OG30.1 PCOS | PEDIATRICS (SG D) PaediatricEmergencies-Triage, mortalityandMorbidity, Oxygenuse (PE27.1,27.9,27.11,27.12,27.13) |
| Tuesday 31/03/26 | Cinical Postings | SURGERY (SGD) Day care procedures SU16.1 | OBG(L) OG29.1 Prolapse | | MEDICINE(SGD) (B1&2) SGT: DOAP Hangingdroptechniqueandfurtherinvestigationsindiarrhoea. (IM 16.1, 16.12) | ORTHO(SGD) Fracture proximal tibia with special focus on neurovascular injury and compartment syndrome |
| Wednesday 01/04/26 | Cinical Postings | ORTHO (L) avascular necrosis | AETCOM (MED/SURG/ OBG/ PED) | | PANDEMIC MODULE (MEDICINE) | |
| Thursday 02/04/26 | Cinical Postings | MEDICINE (SGD) (E1&2) SGT:CL Diarrhoeal disease Indications for stool culture in acute. (IM 16.11, 16.16) | SURGERY (SG D) Transplantation organ preservation SU13.1 | | OBG(SGD) OG30.2 Hirsutism | PEDIATRICS (SG D) CareoftheNewborn-Sepsis, Perinatal Infections (PE20.15,20.16,20.17) |
| Friday 03/04/26 | Cinical Postings | PEDIATRICS(L) Fluid and electrolyte balance (PE15.1 – 15.5) | ORTHO(SGD) infections of the hand | | SURGERY(SGD) PANCREAS Transplantation SU13.2 | AETCOM (MED/SURG/OB G/ PED) |
| Saturday 04/04/26 | Cinical Postings | OBG (SGD) OG32.2 Menopause | MEDICINE (S GD) (D1&2) SGT: CBL Diarrhoeal disease Indications for stool culture in acute immunotherapy. (IM 16.11, 16.16) | | | |

**Akash Institute of Medical Sciences & Research Centre,
Devanahalli-562110**

Phase 3 Part 2[CBME batch] Time table-2025-26

BLOCK -1(16 Week)

From 26/12/2025 to 11/04/2026

| Days | 8.30 A M - 11.30 AM | 11.30A M- 12.20PM | 12.20PM- 1.10PM | 1.10PM- 2.00PM | 2.00PM- 3.00PM | 3.00PM- 4.00PM |
|-----------------------|-------------------------|---|--|-------------------|---|--|
| Monday 06/03/26 | Cinical Postings | MEDICINE (L) Acute Coronary Syndromes- Management (IM 2.14, 2.15, 2.16) | SURGERY(L) Intestinal Transplantation SU13.2 | Lunch | OBG(SGD) OG31.1 Supports of uterus (Pathophysiology of prolapse & classifications) | PEDIATRICS (SG D) CareoftheNewborn-Sepsis, Perinatal Infections (PE20.15,20.16,20.17) |
| Tuesday 07/03/26 | Cinical Postings | SURGERY (SGD) Heart transplantation SU13.2 | OBG(L) OG31.1 Management & preventive aspects of prolapse of uterus | | MEDICINE(SGD) (C1&2) SGT: CBL Diarrhoeal disease pharmacologyandsid eeffectsof immunotherapy. (IM 16.11, 16.16) | ORTHO(SGD) X RAYS |
| Wednesday 08/04/26 | Cinical Postings | ORTHO (L) Instruments | AETCOM (MED/SURG/ OBG/ PED) | | PANDEMIC MODULE (MEDICINE) | |
| Thursday 09/04/26 | Cinical Postings | MEDICINE (SGD) (B1&2) SGT: DOAP Hangingdroptech niqueandfurtheri nvestigationsindi arrhoea. (IM 16.1, 16.12) NestingwithMic robiology | SURGERY (SG D) Lung Transplantation SU13.2 | | OBG(SGD) OG35.11 Universal precaution for self - protection | PEDIATRICS (SG D) PaediatricEmergenci es-Triage, mortalityandMorbidi ty, Oxygenuse (PE27.1,27.9,27.11,2 7.12, 27.13) |
| Friday 10/04/26 | Cinical Postings | PEDIATRICS(L) Fluid and electrolyte balance (PE15.1 – 15.5) | ORTHO(SGD) affections of soft tissues | | SURGERY(SGD) Endoscopic Surgeries SU16 | AETCOM (MED/SURG/OB G/ PED) |
| Saturday 11/04/26 | Cinical Postings | OBG (SGD) OG35.9 Proper discharge summary with all relevant information | MEDICINE (S GD) (B1&2) SGT: DOAP Hangingdroptech niqueandfurtheri nvestigationsindi arrhoea. (IM 16.1, 16.12) NestingwithMicro biology | | | |


Akash Institute of Medical Sciences & Research Centre, Devanahalli-562110


Phase 3 Part 2[CBME batch] Time table-2025-26
BLOCK -2 (15 Weeks) From 20/04/2026 to 1/08/2026


| Days | 8.30 A M - 11.30 AM | 11.30A M- 12.20PM | 12.20PM- 1.10PM | 1.10PM- 2.00PM | 2.00PM- 3.00PM | 3.00PM- 4.00PM |
|-----------|------------------------|-------------------------|--------------------|-------------------|-------------------|-------------------|
| Monday | Cinical Postings | MEDICINE (L) Revision ✓ | SURGERY(L) | LUNCH | OBG(L) | ENT(L) |
| Tuesday | Cinical Postings | SURGERY (SGD) | OBG(SGD) | | ENT (SGD) | OPHTHAL (L) |
| Wednesday | Cinical Postings | OPHTHAL(SGD) | DERMAT(L) | | ENT (SGD) | |
| Thursday | Cinical Postings | PSYCH(L) | SURGERY(SDL) | | DERMAT (L) | OPHTHAL(SGD) |
| Friday | Cinical Postings | ENT (SGD) | OPHTHAL (SGD) | | PSYCH (SGD) | MEDICINE(SGD) / |
| Saturday | Cinical Postings | OBG(SDL) | PSYCH(L) | | | |

INTERNAL ASSESSMENT – 20/04/2026 TO 08/08/2026


Last 5 wk SDL and SGD for Dermat
 Last 5 wk 2 h SGD for psychiatry
 Last 5 wk SDL for ENT Opthal 1H Per WK
 Instead of (L)



 Professor & HOD
 Dept of General Medicine
 Akash Institute of Medical Sciences
 and Research Centre
 Devanahalli, Bangalore-562110.



 Dr. Professor & HOD MS, FAIS, FDFM
 Dept of General Surgery
 Akash Institute Of Medical Sciences & Research Centre
 Prasannahalli Road, Devanahalli.
 KMC Reg. No. : 65519


 Professor & HOD
 PROFESSOR & HOD
 Department of OBG
 Akash Institute of Medical
 and Research Centre
 Devanahalli, Bangalore-562110.

Professor & HOD
 Dept of ENT
PROFESSOR & HOD
DEPARTMENT OF ENT
AKASH HOSPITAL
DEVANAHALLI-562110.


 Professor & HOD
 Dept of Ophthalmology
 Akash Institute of Medical Sciences
 and Research Centre
 Devanahalli, Bangalore Rural 562110.
 Professor & HOD
 Dept of Psychiatry


 Professor & HOD
 Dept of Dermatology
 Akash Institute of Medical Sciences
 and Research Centre
 Devanahalli, Bangalore-562110.


Principal & Dean
 Akash Institute of Medical Science & RC
 Devanahalli,
 Bangalore Rural-562110.

**Akash Institute of Medical Sciences & Research Centre,
Devanahalli-562110**

Phase 3 Part 2[CBME batch] Time table-2025-26

Block 2 [1week] from 20/04/2026 to 01/08/2026

| Days | 8.30AM-11.30AM | 11.30AM-12.20-PM | 12.20PM-1.10PM | 1.10PM-2.00PM | 2.00PM-3.00PM | 3.00PM-4.00PM |
|-----------------------|-------------------------|--|--|---------------|---|--|
| Monday 20/04/26 | Cinical Postings | MEDICINE (L) Malaria- Pathophysiology and Manifestations (IM 4.6) | SURGERY(L) Anatomy of Inguinal canal SU 28.1 | Lunch | OBG(L) OG 20.3 PC-PNDT act | ENT(L) AN36.2 Waldeyers lymphatic ring |
| Tuesday 21/04/26 | Cinical Postings | SURGERY (SGD) Inguinal Hernia SU 28.1 | OBG(SGD) OG 20.3 PC-PNDT act | | ENT (SGD) EN1.1 Describe the Anatomy & physiology of ear, nose, throat, head & neck | OPTHAL (L) OP1.1 physiology of vision |
| Wednesday 22/04/26 | Cinical Postings | OPTHAL(SGD) OP1.4 Enumerate the indications and describe the principles of refractive surgery | DERMAT(L) DR1.2 Identify and grade the various common types of acne | | ENT (SGD) EN1.2 pathophysiology of common diseases in ENT | MEDICINE (SDL) Genetic basis of some forms of heart failure (IM 1.2) |
| Thursday 23/04/26 | Cinical Postings | PSYCH(L) Introduction to Psychiatry | SURGERY(SDL) Ventral Hernia SU 28.1 | | DERMAT (L) DR3.1 Identify and distinguish psoriatic lesions from other causes | OPTHAL(SGD) OP1.2 types and methods of correcting refractive errors |
| Friday 24/04/26 | Cinical Postings | ENT (SGD) EN2.1 Elicit document and present an appropriate history in a patient presenting with an ENT complaint | OPTHAL (SGD) OP1.3 Demonstrate the steps in performing the visual acuity assessment for distance vision, near vision, colour vision, the pin hole test and the menace and blink reflexes | | PSYCH (SGD) History Taking I (Proforma) | MEDICINE(SGD) (E1&2) SGT: CBL Diarrhoeal disease Indications for stool culture in acute diarrhoeal and indication, pharmacology and side effects of immunotherapy. (IM 16.11, 16.16) |
| Saturday 25/04/26 | Cinical Postings | OBG(SDL) OG Vaginal birth after C section | PSYCH(L) History (psychiatry interview) | | | |

**Akash Institute of Medical Sciences & Research Centre,
Devanahalli-562110**

Phase 3 Part 2[CBME batch] Time table-2025-26

Block 2 [2week] from 20/04/2026 to 01/08/2026

| Days | 8.30AM-11.30AM | 11.30AM-12.20-PM | 12.20PM-1.10PM | 1.10PM-2.00PM | 2.00PM-3.00PM | 3.00PM-4.00PM |
|-----------------------|------------------|---|---|---------------|---|--|
| Monday 27/04/26 | Cinical Postings | MEDICINE (L) Fever of Unknown Origin-Definition, Aetiology, Clinical Manifestations (IM 4.8) | SURGERY(L) Femoral Hernia SU 28.1 | Lunch | OBG(L) OG 26.1 Endometriosis | ENT(L) AN36.3 Describe the boundaries and clinical significance of pyriform fossa |
| Tuesday 28/04/26 | | SURGERY (SGD) Surgical management of Hernia SU 28.1 | OBG(SGD) Og 26.1 endometriosis | | ENT (SGD) EN2.9 Choose correctly and interpret radiological, microbiological & histological investigations relevant to the ENT disorders | OPHTHAL (L) OP1.5 Define, enumerate the types and the mechanism by which strabismus leads to amblyopia |
| Wednesday 29/04/26 | Cinical Postings | OPHTHAL(SGD) OP1.5 Define, enumerate the types and the mechanism by which strabismus leads to amblyopia | DERMAT(L) DR3.1 Identify and distinguish psoriatic lesions from other causes | | ENT (SGD) EN2.11 Describe and identify by clinical examination malignant & pre-malignant ENT diseases | MEDICINE (SDL) (D1&2) SGT:CBL Diarrhoeal disease Indications for stool culture in acute (IM 16.11, 16.16) |
| Thursday 30/04/26 | | PSYCH(L) MSE -1 (to elicit Mood/thought/perceptual abnormalities) | SURGERY(SDL) Clinical examination of Hernia SU 28.2 | | DERMAT (L) DR4.1 Identify and distinguish lichen planus lesions from other causes | OPHTHAL(SGD) OP2.2 Demonstrate the symptoms & clinical signs of conditions enumerated in OP2.1 |
| Friday 01/05/26 | Holiday | | | | | |
| Saturday 02/05/26 | Cinical Postings | OBG(SDL) OG10.1 Antepartum hemorrhage (Macafee johnson regimen) | PSYCH(L) 2 (Cognitive function tests) | | | |

**Akash Institute of Medical Sciences & Research Centre,
Devanahalli-562110**

Phase 3 Part 2[CBME batch] Time table-2025-26

Block 2 [3week] from 20/04/2026 to 01/08/2026

| Days | 8.30AM-11.30AM | 11.30AM-12.20-PM | 12.20PM-1.10PM | 1.10PM-2.00PM | 2.00PM-3.00PM | 3.00PM-4.00PM |
|-----------------------|-------------------------|--|--|---------------|---|--|
| Monday 04/05/26 | Cinical Postings | MEDICINE (L) Indications and Interpretation of blood and bonemarrows tudies in a patient with Fever of Unknown Origin (IM4.16) | SURGERY(L) Describe causes, clinical features, complications and principles of management of Primary Peritonitis SU 28.3 | Lunch | OBG(L) OG 26.1 Adenomyosis | ENT(L) AN36.4 Describe the anatomical basis of tonsilitis, tonsillectomy, adenoids and peri-tonsillar abscess |
| Tuesday 05/05/26 | Cinical Postings | SURGERY (SGD) Secondary and Tertiary Peritonitis SU 28.3 | OBG(SGD) OG 26.1 Endometriosis and Og 26.1 adenomyosis | | ENT (SGD) EN3.1 Otomicroscopic examination in a simulated environment | OPTHAL (L) OP2.4 aetiology, clinical presentation. management of orbital cellulitis |
| Wednesday 06/05/26 | Cinical Postings | OPTHAL(SGD) OP2.5 ocular examination and management of a patient with cavernous sinus thrombosis | DERMAT(L) DR12.7 Identify and distinguish fixed drug eruptions and Steven Johnson syndrome from other skin lesions | | ENT (SGD) EN3.2 indications for and steps involved in the performance of diagnostic nasal Endoscopy | MEDICINE (SDL) Tests for inflammation &rheumatological conditions (IM 4.16) |
| Thursday 07/05/26 | Cinical Postings | PSYCH(L) Introduction to Organic Psychiatry (Basics) | SURGERY(SDL) Pseudomyxoma Peritoni, HIPEC-CRS SU 28.3 | | DERMAT (L) DR13.1 Distinguish bulla from vesicles | OPTHAL(SGD) OP2.6 Enumerate the causes and describe the differentiating features, and clinical features and management of proptosis |
| Friday 08/05/26 | Cinical Postings | ENT (SGD) EN3.3 Observe and describe the indications for and steps involved in the performance of Rigid/Flexible Laryngoscopy | OPTHAL (SGD) OP2.7 Classify the various types of orbital tumours. Differentiate the symptoms and signs of the presentation of various types of ocular tumours | | PSYCH (SGD) MSE I (to elicit psychopathology) | MEDICINE(SGD) (C1&2) SGT: CBL Diarrhoeal disease Indications for stool culture in acute. (IM 16.11, 16.16) |
| Saturday 09/05/26 | Cinical Postings | OBG(SDL) OG5.2 Vaccination in pregnancy | PSYCH(L) Delirium (assessment and management) | | | |

**Akash Institute of Medical Sciences & Research Centre,
Devanahalli-562110**

Phase 3 Part 2[CBME batch] Time table-2025-26

Block 2 [4week] from 20/04/2026 to 01/08/2026

| Days | 8.30AM-11.30AM | 11.30AM-12.20-PM | 12.20PM-1.10PM | 1.10PM-2.00PM | 2.00PM-3.00PM | 3.00PM-4.00PM |
|-----------------------|-------------------------|---|--|---------------|--|--|
| Monday 11/05/26 | Cinical Postings | MEDICINE (L) Indications and Interpretation of Imaging Studies in febrile syndromes (IM4.18) | SURGERY(L) Spontaneous Bacterial Peritonitis SU 28.3 | Lunch | OBG(L) OG 28.1 Infertile (def, causes and evaluation of couple) | ENT(L) AN36.5 Describe the clinical significance of Killian's dehiscence |
| Tuesday 12/05/26 | Cinical Postings | SURGERY (SGD) Intraabdominal abscess SU 28.4 | OBG(SGD) OG 28.1 Infertile (def, causes and evaluation of couple) | | ENT (SGD) EN3.4 Observe and describe the indications for and steps involved in the removal of foreign bodies from ear, nose & throat | OPHTHAL (L) OP2.8 List the investigations helpful in diagnosis of orbital tumors. |
| Wednesday 13/05/26 | Cinical Postings | OPHTHAL(SGD) OP3.1 Elicit presenting with a "red eye" including congestion, discharge, pain | DERMAT(L) DR13.2 Demonstrate the Tanck test, Nikolsky sign and bulla spread sign | | ENT (SGD) EN3.5 Observe and describe the indications for and steps involved in the surgical procedures in ear, nose & throat | MEDICINE (SDL) (SDL) Imaging in febrile syndromes (IM 4.18) |
| Thursday 14/05/26 | Cinical Postings | PSYCH(L) Dementia (etiopathogenesis, assessment & management) | SURGERY(SDL) Mesenteric Cyst SU 28.4 | | DERMAT (L) DR12.7 Identify and distinguish fixed drug eruptions and Steven Johnson syndrome from other skin lesions | OPHTHAL(SGD) OP3.2 examination of a "red eye" including vision assessment, corneal luster, pupil abnormality, ciliary tenderness |
| Friday 15/05/26 | Cinical Postings | ENT (SGD) EN3.6 Observe and describe the indications for and steps involved in the skills of emergency procedures in ear, nose & throat | OPHTHAL (SGD) OP3.3 management of various causes of conjunctivitis | | PSYCH (SGD) MSE II (cognitive function tests) | MEDICINE(SGD) (B1&2) SGT: CBL Diarrhoeal disease Indications for stool culture in acute (IM 16.11, 16.16) |
| Saturday 16/05/26 | Cinical Postings | OBG(SDL) OG8.3 Antepartum fetal surveillance (Clinical, Biochemical, Biophysical) | PSYCH(L) Substance Use Disorders-1 (Alcohol Dependence Syndrome-Approach to a case of ADS) | | | |

**Akash Institute of Medical Sciences & Research Centre,
Devanahalli-562110**

Phase 3 Part 2[CBME batch] Time table-2025-26

Block 2 [5week] from 20/04/2026 to 01/08/2026

| Days | 8.30AM-11.30AM | 11.30AM-12.20-PM | 12.20PM-1.10PM | 1.10PM-2.00PM | 2.00PM-3.00PM | 3.00PM-4.00PM |
|-----------------------|-------------------------|---|--|---------------|---|--|
| Monday 18/05/26 | Cinical Postings | MEDICINE (L) Sepsis- Pathophysiology, Manifestations and Management (IM 4.7) | SURGERY(L) Retroperitoneum - Anatomy SU 28.4 | Lunch | OBG(L) OG 28.2 Enumerate the assessment and restoration of tubal patency | ENT(L) AN37.2 Describe location and functional anatomy of paranasal sinuses |
| Tuesday 19/05/26 | Cinical Postings | SURGERY (SGD) Retroperitoneal Injuries SU 28.4 | OBG(SGD) OG 28.2 Enumerate the assessment and restoration of tubal patency | | ENT (SGD) EN4.1 Elicit document and present a correct history, demonstrate and describe the clinical features, choose the correct investigations | OPTHAL (L) OP3.4 Diagnosis, complications and management of trachoma. |
| Wednesday 20/05/26 | Cinical Postings | OPTHAL(SGD) OP3.5 pathophysiology, ocular features, differential diagnosis, complications and management of vernal catarrh | DERMAT(L) DR12.7 Identify and distinguish fixed drug eruptions and Steven Johnson syndrome from other skin lesions | | ENT (SGD) EN4.2 Elicit document and present a correct history, demonstrate and describe the clinical features, choose the correct investigations management of diseases of the external Ear | MEDICINE (SDL) Diagnostic tests in infectious diseases (IM 25.7) |
| Thursday 21/05/26 | Cinical Postings | PSYCH(L) Substance Use Disorders -2 (Nicotine Dependence Syndrome) | SURGERY(SDL) Retroperitoneal Tumors SU 28.4 | | DERMAT (L) DR12.5 Define erythroderma. Enumerate and identify the causes of erythroderma. Discuss the treatment | OPTHAL(SGD) OP3.6 Differential diagnosis, complications and management of pterygium |
| Friday 22/05/26 | Cinical Postings | ENT (SGD) EN4.3 Elicit document and present a correct history, demonstrate and investigations and describe the principles of management of ASOM | OPTHAL (SGD) OP3.7 Ocular features, differential diagnosis, complications and management of symblepharon | | PSYCH (SGD) Case Discussion of Dementia | MEDICINE(SGD) (A1&2) SGT: DOAP Miscellaneous Infections- Collection of blood and other specimens. (IM 25.9) |
| Saturday 23/05/26 | Cinical Postings | OBG(SDL) OG8.8 NIPT | PSYCH(L) Substance Use Disorders -3 (Cannabis and Benzodiazepines) | | | |

**Akash Institute of Medical Sciences & Research Centre,
Devanahalli-562110**

Phase 3 Part 2[CBME batch] Time table-2025-26

Block 2 [6week] from 20/04/2026 to 01/08/2026

| Days | 8.30AM-11.30AM | 11.30AM-12.20-PM | 12.20PM-1.10PM | 1.10PM-2.00PM | 2.00PM-3.00PM | 3.00PM-4.00PM | |
|-----------------------|------------------|---|--|---------------|--|---|--|
| Monday 25/05/26 | Cinical Postings | MEDICINE (L) Acute and Chronic Complications of diarrhoea (IM 16.2, 16.3) | SURGERY(L) applied Anatomy and physiology of esophagus (SU28.5) | Lunch | OBG(L) OG 28.3 Describe the principle of ovulation induction | ENT(L) AN37.3 Describe anatomical basis of sinusitis & maxillary sinus tumours | |
| Tuesday 26/05/26 | Cinical Postings | SURGERY (SGD) BENIGN DISORDERS OF OESOPHAGUS(SU 28.6) | OBG(SGD) OG 28.3 Describe the principle of ovulation induction | | ENT (SGD) EN4.4 Assess the mobility of the tympanic membrane and its mobility and interpret and diagrammatically represent the findings | OPHTHAL (L) OP3.8 Demonstrate correct technique of removal of foreign body from the eye in a simulated environment | |
| Wednesday 27/05/26 | Holiday | | | | | | |
| Thursday 28/05/26 | Cinical Postings | PSYCH(L) Substance Use Disorders -4 (stimulants & NDPS act) | SURGERY(SDL) Motility Disorders Of Oesophagus (Su28.6) | | DERMAT (L) DR14.2 Identify and distinguish urticarial from other skin lesions | OPHTHAL(SGD) OP4.1 Enumerate, describe and discuss the types and causes of corneal ulceration | |
| Friday 29/05/26 | Cinical Postings | ENT (SGD) EN4.6 Elicit document and present a correct history, ordered to demonstrate and discuss the clinical features, choose the correct investigations and | OPHTHAL (SGD) OP4.2 Enumerate and discuss the differential diagnosis of infective keratitis | | PSYCH (SGD) Case Discussion of Delirium | MEDICINE(SGD) Collection of blood and other specimens. (IM 25.9) | |
| Saturday 30/05/26 | Cinical Postings | OBG(SDL) OG8.8 Normal & Abnormal USG Doppler studies in pregnancy | PSYCH(L) Schizophrenia-1 (Introduction and Neurobiology) | | | | |

**Akash Institute of Medical Sciences & Research Centre,
Devanahalli-562110**

Phase 3 Part 2[CBME batch] Time table-2025-26

Block 2 [7week] from 20/04/2026 to 01/08/2026

| Days | 8.30AM-11.30AM | 11.30AM-12.20-PM | 12.20PM-1.10PM | 1.10PM-2.00PM | 2.00PM-3.00PM | 3.00PM-4.00PM |
|-----------------------|-------------------------|--|--|---------------|---|--|
| Monday 01/06/26 | Cinical Postings | MEDICINE (L) Management (IM16.11, 16.13, MI3.1,3.2, PH 1.34) Sharing with Microbiology and Pharmacology | SURGERY(L) CA esophagus (SU28.6) | Lunch | OBG(L) OG 28.4 Enumerate the various assisted reproductive technique and counselling for ART | ENT(L) AN38.2 Describe the anatomical aspects of laryngitis |
| Tuesday 02/06/26 | Cinical Postings | SURGERY (SGD) Applied anatomy and physiology of stomach (SU28.7) | OBG(SGD) OG 28.4 Enumerate the various assisted reproductive technique and counselling for ART | | ENT (SGD) EN4.7 clinical features, choose the correct investigations and describe the principles of management of CSOM | OPHTHAL (L) OP4.3 Enumerate the causes of corneal edema |
| Wednesday 03/06/26 | Cinical Postings | OPHTHAL(SGD) OP4.4 Enumerate the causes and discuss the management of dry eye | DERMAT(L) DR14.3 Demonstrate dermographism | | ENT (SGD) EN4.8 Elicit document and present a correct history clinical features, choose the correct investigations principles of management of squamosal type of CSOM | MEDICINE (SDL) Revision |
| Thursday 04/06/26 | Cinical Postings | PSYCH(L) Schizophrenia-2 (Psychopathology, 1 st rank symptoms, Clinical features) Case Presentation- Alcohol Dependence Syndrome | SURGERY(SDL) examination of a patient with disorders of the stomach (SU28.9) | | DERMAT (L) DR14.4 Identify and distinguish angioedema from other skin lesions | OPHTHAL(SGD) OP4.5 Enumerate the causes of corneal blindness |
| Friday 05/06/26 | Cinical Postings | ENT (SGD) EN4.8 Elicit document and present a correct history choose the correct investigations principles of management of squamosal type of CSOM | OPHTHAL (SGD) OP4.6 Enumerate the causes and discuss the management of dry eye | | PSYCH (SGD) Schizophrenia-2 | MEDICINE(SGD) Management (IM16.11, 16.13, MI3.1,3.2, PH 1.34) SharingwithMicrobiology and Pharmacology |
| Saturday 06/06/26 | Cinical Postings | OBG(SDL) OG9.3 DD for acute abdominal in early pregnancy & Ectopic pregnancy | PSYCH(L) Schizophrenia-3 (Diagnostic criteria and Management) | | | |

**Akash Institute of Medical Sciences & Research Centre,
Devanahalli-562110**

Phase 3 Part 2[CBME batch] Time table-2025-26

Block 2 [8week] from 20/04/2026 to 01/08/2026

| Days | 8.30AM-11.30AM | 11.30AM-12.20-PM | 12.20PM-1.10PM | 1.10PM-2.00PM | 2.00PM-3.00PM | 3.00PM-4.00PM |
|-----------------------|-------------------------|---|---|---------------|--|--|
| Monday 08/06/26 | Cinical Postings | MEDICINE (L) DiarrhoearelatedBacterial and Viral Infections- Diagnosis and Management MI3.1,3.2, PH 1.34) | SURGERY(L) congenital hypertrophic pyloric stenosis, (SU28.8) | Lunch | OBG(L) OG 28.5 Male infertility | ENT(L) AN38.3 Describe anatomical basis of recurrent laryngeal nerve injury |
| Tuesday 09/06/26 | Cinical Postings | SURGERY (SGD) Peptic ulcer disease, (SU28.8) | OBG(SGD) OG13.2 Preterm labour & PROM | | ENT (SGD) EN4.10Obsee and describe the indications for and steps involved in myringotomy and myringoplasty | OPHTHAL (L) OP4.7 Enumerate the indications and describe the methods of tarsorrhaphy |
| Wednesday 10/06/26 | Cinical Postings | OPHTHAL(SGD) OP4.8 Demonstrate technique of removal of foreign body in the cornea in a simulated environment | DERMAT(L) DR16.1 Identify and distinguish skin lesions of SLE | | ENT (SGD) EN4.11 Enumerate the indications describe the steps and observe a mastoidectomy | MEDICINE (SDL) Iodization programs (IM 12.12) (D1&2) SGT: DOAP MiscellaneousInfectionsCollectionofblood and other specimens. (IM 25.9) |
| Thursday 11/06/26 | Cinical Postings | PSYCH(L) Delusional Disorder (clinical features, diagnosis & management) | SURGERY(SDL) Hematemesis (SU28.8) | | DERMAT (L) PE31.4 Identify Atopic dermatitis and manage | OPHTHAL(SGD) OP4.9 Describe and discuss the importance and protocols involved in eye donation and eye banking |
| Friday 12/06/26 | Cinical Postings | ENT (SGD) EN4.12 present a correct history investigations and describe the principles of management of hearing loss | OPHTHAL (SGD) OP4.10 Counsel patients and family about eye donation in a simulated environment | | PSYCH (SGD) Case Presentation- Paranoid Schizophrenia | MEDICINE(SGD) (A1&2) SGT: Role play Dementia management and rehabilitation (IM24.6) |
| Saturday 13/06/26 | Cinical Postings | OBG(SDL) OG13.1 Induction of labour | PSYCH(L) Depression and Suicide (assessment, warning signs of suicide & preventive measures) | | | |

**Akash Institute of Medical Sciences & Research Centre,
Devanahalli-562110**

Phase 3 Part 2[CBME batch] Time table-2025-26

Block 2 [9week] from 20/04/2026 to 01/08/2026

| Days | 8.30AM-11.30AM | 11.30AM-12.20-PM | 12.20PM-1.10PM | 1.10PM-2.00PM | 2.00PM-3.00PM | 3.00PM-4.00PM |
|-----------------------|-------------------------|---|--|---------------|---|--|
| Monday 15/06/26 | Cinical Postings | MEDICINE (L) DiarrhoearelatedBacterial and Viral Infections- Diagnosis and Management (IM16.11, 16.14, MI3.1,3.2, PH 1.34) Sharing with Microbiology and Pharmacology | SURGERY(L) CA STOMACH (SU28.8) | Lunch | OBG(L) OG 30.1 PCOS | ENT(L) AN39.2 Explain the anatomical basis of hypoglossal nerve palsy |
| Tuesday 16/06/26 | Cinical Postings | SURGERY (SGD) Gastric outlet obstruction (SU28.8) | OBG(SGD) OG 24.0 Dysmenorrhea | | ENT (SGD) EN4.13 Describe the clinical features, investigations and principles of management of Otosclerosis | OPHTHAL (L) OP5.1Features complications indications for referral and management of episcleritis |
| Wednesday 17/06/26 | Cinical Postings | OPHTHAL(SGD) OP5.2 Features, complications, indications for referral and management of scleritis | DERMAT(L) DR15.1 Identify and distinguish folliculitis impetigo and carbuncle from other skin lesions | | ENT (SGD) EN4.14 Describe the clinical features, investigations and principles of management of Sudden Sensorineural Hearing Loss | MEDICINE (SDL) Genetic basis of Thyroid dysfunction (IM 12.2) Roleplay Dementia management and rehabilitation (IM24.6) |
| Thursday 18/06/26 | Cinical Postings | PSYCH(L) Acute stress disorder (evaluation & treatment) | SURGERY(SDL) GIST, GASTRIC VOLVULUS (SU28.8) | | DERMAT (L) Leprosy: Etiology, Epidemiology, Microbiology, Pathogenesis, Clinical Presentations, Diagnostic Features, Therapeutic Management - Dr 9.1 & Dr 9.4 | OPHTHAL(SGD) OP5.8 referral and management of scleritis |
| Friday 19/06/26 | Cinical Postings | ENT (SGD) EN4.13 Describe the clinical features, investigations and principles of management of Otosclerosis | OPHTHAL (SGD) OP6.1Granulomatous from non-granulomatous inflammation. iridocyclitis from chronic condition | | PSYCH (SGD) Case Presentation- Depressive Disorder and Warning signs of Suicide | MEDICINE(SGD) Roleplay Dementia management and rehabilitation (IM24.6) |
| Saturday 20/06/26 | Cinical Postings | OBG(SDL) OG 12.3 Shoulder dystocia, DRILLS & Protocols | PSYCH(L) Adjustment Disorder (cubical features & management) | | | |

**Akash Institute of Medical Sciences & Research Centre,
Devanahalli-562110**

Phase 3 Part 2[CBME batch] Time table-2025-26

Block 2 [10week] from 20/04/2026 to 01/08/2026

| Days | 8.30AM-11.30AM | 11.30AM-12.20-PM | 12.20PM-1.10PM | 1.10PM-2.00PM | 2.00PM-3.00PM | 3.00PM-4.00PM |
|-----------------------|-------------------------|---|--|---------------|---|---|
| Monday 22/06/26 | Cinical Postings | MEDICINE (L) Inflammatory Bowel Disease (IM 16.15) Nesting with Pathology and General Surgery | SURGERY(L) SURGICAL MANAGEMENT OF CA STOMACH (SU28.8) | Lunch | OBG(L) OG 30.2 Hirsutism | ENT(L) AN40.3 Describe the features of internal ear |
| Tuesday 23/06/26 | Cinical Postings | SURGERY (SGD) applied anatomy and physiology of liver (SU28.10) | OBG(SGD) OG Role of ultrasound in gynecology | | ENT (SGD) EN4.15, investigations and principles of management of Noise Induced Hearing Loss | OPHTHAL (L) OP6.2 Identify and distinguish acute iridocyclitis from chronic iridocyclitis |
| Wednesday 24/06/26 | Cinical Postings | OPHTHAL(SGD) OP6.3 Enumerate systemic conditions that can present as iridocyclitis and describe their ocular manifestations | DERMAT(L) Leprosy: Etiology, Epidemiology, Microbiology, Pathogenesis, Clinical Presentations, Diagnostic Features, Types of Lepra Reactions, Supportive Measures and Its Therapeutic Management - Dr 9.1 & Dr 9.4 | | ENT (SGD) EN4.15 Describe the clinical features, investigations and principles of management of Noise Induced Hearing Loss | MEDICINE (SDL) Leptospirosis |
| Thursday 25/06/26 | Cinical Postings | PSYCH(L) Introduction to Psychosexual Disorders | SURGERY(SDL) liver abscess (SU28.10) | | DERMAT(L) Pharmacotherapy For Various Classes of Leprosy Based on National Guidelines: Indications, Administration, Adverse Reactions- Dr 9.5 | OPHTHAL(SGD) OP6.4 Describe and distinguish hyphemia and hypopyon |
| Friday 26/06/26 | Cinical Postings | ENT (SGD) EN4.19 investigations and principles of management of Vertigo | OPHTHAL (SGD) OP6. angle of the anterior chamber and its clinical correlates | | PSYCH (SGD) Case-vignette- Anxiety Spectrum Disorders | MEDICINE(SGD) (D1&2) Strokeplay Dementiamanagementand rehabilitation (IM24.6) |
| Saturday 27/06/26 | Cinical Postings | OBG(SDL) OG12.4 NYHA classification & mytostenosis in pregnancy | PSYCH(L) Gender Identity Disorders (etiopathology & types) | | | |

**Akash Institute of Medical Sciences & Research Centre,
Devanahalli-562110**

Phase 3 Part 2[CBME batch] Time table-2025-26

Block 2 [11week] from 20/04/2026 to 01/08/2026

| Days | 8.30AM-11.30AM | 11.30AM-12.20-PM | 12.20PM-1.10PM | 1.10PM-2.00PM | 2.00PM-3.00PM | 3.00PM-4.00PM |
|-----------------------|-------------------------|--|---|---------------|---|--|
| Monday 29/06/26 | Cinical Postings | MEDICINE (L) Pharmacological and Surgical Management of Inflammatory Bowel Disease (IM16.16,16.17) NestingwithGeneral Surgery | SURGERY(L) hydatid disease (SU28.10) | Lunch | OBG(L) OG29.1 Fibroid | ENT(L) AN40.4 Explain anatomical basis of otitis externa and otitis media |
| Tuesday 30/06/26 | Cinical Postings | SURGERY (SGD) injuries of the liver (SU28.10) | OBG(SGD) OG29.1 Fibroid | | ENT (SGD) EN4.20 investigations and principles of management of Meniere's Disease | OPHTHAL (L) OP6.6 diagnose common clinical conditions affecting the anterior chamber |
| Wednesday 01/07/26 | Cinical Postings | OPHTHAL(SGD) OP6.7 aetiology, the clinical of various glaucoma's associated with shallow and deep anterior chamber. | DERMAT(L) Pharmacotherapy For Syphilis: Indications, Pharmacology, Administration, Adverse Reactions - Dr 10.3 | | ENT (SGD) EN4.20 Describe the clinical features, investigations and principles of management of Meniere's Disease | MEDICINE (SDL) Malaria |
| Thursday 02/07/26 | Cinical Postings | PSYCH(L) Psychological and Behavioral Disorders of Sexual Development and Maturation | SURGERY(SDL) tumors of the liver (SU28.10) | | DERMAT (L) Prevention Of Congenital Syphilis- Dr 10.4 | OPHTHAL(SGD) OP6.8choose the appropriate investigation for patients with conditions affecting the Uvea |
| Friday 03/07/26 | Cinical Postings | ENT (SGD) EN4.22, choose the correct investigations and describe the principles of management off Nasal Obstruction | OPHTHAL (SGD) OP6.9 Choose the correct local and systemic therapy for conditions of the anterior chamber and enumerate their indications, adverse events and interactions | | PSYCH (SGD) Quiz- Assessment of Suicide risk and Management | MEDICINE(SGD) (D1&2) Strokeplay Dementiamanagemen tandrehabilitation (IM24.6) |
| Saturday 04/07/26 | Cinical Postings | OBG(SDL) OG9.1 Reccurant 2 nd trimester abortion & Management of cervical incompetency | PSYCH(L) Paraphilias (identifying various types) | | | |

**Akash Institute of Medical Sciences & Research Centre,
Devanahalli-562110**

Phase 3 Part 2[CBME batch] Time table-2025-26

Block 2 [12week] from 20/04/2026 to 01/08/2026

| Days | 8.30AM-11.30AM | 11.30AM-12.20-PM | 12.20PM-1.10PM | 1.10PM-2.00PM | 2.00PM-3.00PM | 3.00PM-4.00PM |
|-----------------------|-------------------------|--|--|---------------|---|--|
| Monday 06/07/26 | Cinical Postings | MEDICINE (L) Zoonotic infections and non-febrile infectious diseases-Host Response and Influences, Risk Factors (IM25.1, MI8.1) SharingwithMicrobiolog y | SURGERY(L) Portal hypertension (SU28.10) | Lunch | OBG(L) OG 33.1 CA Cervix (risk factors, CF, Mode od spread) | ENT(L) AN40.5 Explain anatomical basis of myringotomy |
| Tuesday 07/07/26 | Cinical Postings | SURGERY (SGD) applied anatomy and physiology of spleen. (SU28.11) | OBG(SGD) OG 33.1 CA Cervix (risk factors, CF, Mode od spread) | | ENT (SGD) EN4.23 Describe the clinical features, investigations and principles of management of DNS | OPHTHAL (L) OP6.10 diagnosis, therapy and prognosis in an empathetic manner in a simulated environment |
| Wednesday 08/07/26 | Cinical Postings | OPHTHAL(SGD) OP7.1 Describe the surgical anatomy and the metabolism of the lens | DERMAT(L) DR10.7 non-syphilitic sexually transmitted diseases (chancroid, donovanosis and LGV) | | ENT SGD) EN4.41 principles of management of Acute & chronic abscesses in relation to Pharynx | MEDICINE (SDL) Dengue |
| Thursday 09/07/26 | Cinical Postings | PSYCH(L) Sexual Dysfunction (assessment & management) | SURGERY(SDL) splenic injuries (SU28.11 | | DERMAT (L) DR10.7 non-syphilitic sexually transmitted diseases (chancroid, donovanosis and LGV) | OPHTHAL(SGD) OP7.2 Pathogenesis, stages of maturation and complications of cataract |
| Friday 10/07/26 | Cinical Postings | ENT (SGD) EN4.43 Describe the clinical features, investigations and principles of management of Acute & Chronic Laryngitis | OPHTHAL (SGD) OP7.3 Demonstrate the correct technique of ocular examination in a patient with a cataract | | PSYCH (SGD) Debate- Medicolegal Aspects of LGBTQA+ Community | MEDICINE(SGD) (C1&2) SGT: Roleplay Dementia management and rehabilitation (IM24.6) |
| Saturday 11/07/26 | Cinical Postings | OBG(SDL) OG Teratogenic Drugs in pregnancy | PSYCH(L) Forensic Psychiatry and Disorders of sexual Development | | | |

**Akash Institute of Medical Sciences & Research Centre,
Devanahalli-562110**

Phase 3 Part 2[CBME batch] Time table-2025-26

Block 2 [13week] from 20/04/2026 to 01/08/2026

| Days | 8.30AM-11.30AM | 11.30AM-12.20-PM | 12.20PM-1.10PM | 1.10PM-2.00PM | 2.00PM-3.00PM | 3.00PM-4.00PM |
|-----------------------|-------------------------|---|---|---------------|--|---|
| Monday 13/07/26 | Cinical Postings | MEDICINE (L) Diseases- Causes, Pathophysiology and Manifestations (IM25.2,25.3) | SURGERY(L) -splenectomy (SU28.11) | Lunch | OBG(L) OG33.1 Investigations & staging of CA cervix | ENT(L) AN36.1 morphology, relations, blood supply and applied anatomy of palatine tonsil and composition of soft palate |
| Tuesday 14/07/26 | Cinical Postings | SURGERY (SGD) applied anatomy and physiology of biliary system (SU28.12) | OBG(SGD) OG27.54 PID | | ENT (SGD) EN4.44 principles of management of Benign lesions of the vocal cord | OPHTHAL (L) OP7.4cataract surgery and complications of extracapsular cataract extraction surgery |
| Wednesday 15/07/26 | Cinical Postings | OPHTHAL(SGD) OP7.5 To participate in the team for cataract surgery | DERMAT(L) DR11.2 Identify and distinguish the dermatologic manifestations of HIV, its complications, opportunistic infections and adverse reactions | | ENT (SGD) EN4.45 Describe the clinical features, investigations and principles of management of Vocal cord palsy | MEDICINE (SDL) Typhoid |
| Thursday 16/07/26 | Cinical Postings | PSYCH(L) Child Psychiatry (introduction, etiology & classification) | SURGERY(SDL) Cholelithiasis (SU28.12) | | DERMAT (L) DR11.2 Identify and distinguish the dermatologic manifestations of HIV, its complications, opportunistic infections and adverse reactions | OPHTHAL(SGD) OP7.6 Administer informed consent and counsel patients for cataract surgery in a simulated environment |
| Friday 17/07/26 | Cinical Postings | ENT (SGD) EN4.46 principles of management of Malignancy of the Larynx & Hypopharynx | OPHTHAL (SGD) OP8.1 clinical features and management of vascular occlusions of the retina | | PSYCH (SGD) Case Discussion- ADHD | MEDICINE(SGD) (A1&2) SGT: CBL Social Problem sin elderly (IM 24.2) |
| Saturday 18/07/26 | Cinical Postings | OBG(SDL) OG12.6 Jaundice in pregnancy | PSYCH(L) ADHD (clinical features, evaluation & treatment) | | | |

**Akash Institute of Medical Sciences & Research Centre,
Devanahalli-562110**

Phase 3 Part 2[CBME batch] Time table-2025-26

Block 2 [14week] from 20/04/2026 to 01/08/2026

| Days | 8.30AM-11.30AM | 11.30AM-12.20-PM | 12.20PM-1.10PM | 1.10PM-2.00PM | 2.00PM-3.00PM | 3.00PM-4.00PM |
|-----------------------|-------------------------|---|---|---------------|---|--|
| Monday 20/07/26 | Cinical Postings | MEDICINE (L) Newer techniques in diagnosing Zoonotic infections and Non-febrile Infectious Diseases (IM 25.8) | SURGERY(L) Acute and chronic cholecystitis (SU28.12) | Lunch | OBG(L) OG33.2 Pre malignant lesions of cervix, CIN | ENT(L) EN 2.15 national programs for prevention of deafness, cancer, noise & environmental pollution |
| Tuesday 21/07/26 | Cinical Postings | SURGERY (SGD) obstructive jaundice (SU28.12) | OBG(SGD) OG33.2 Pre malignant lesions of cervix, CIN | | ENT (SGD) EN4.47 Describe the clinical features, investigations and principles of management of Stridor | OPHTHAL (L) OP8.2flaser therapy in the treatment of retinal diseases (including retinal degenerations, diabetic retinopathy & hypertensive retinopathy) |
| Wednesday 22/07/26 | Cinical Postings | OPHTHAL(SGD) OP8.2 vascular occlusions of the retina | DERMAT(L) Common Viral Infection of Skin in Adults and Children: Etiology, Pathogenesis, Clinical Presentations, Diagnostic Features, Indications of Treatment, Pharmacology and Its Adverse Effects- Dr 8.1 & Dr 8.7 | | ENT (SGD) EN4.48 present a correct history, demonstrate and describe the clinical features, choose the correct investigations and describe the principles of management of Airway Emergencies | MEDICINE (SDL) (E1&2) SGT: CBL Social Problem sin elderly (IM 24.2) |
| Thursday 23/07/26 | Cinical Postings | PSYCH(L) Disorder/ Other Childhood Disorders | SURGERY(SDL) Choledochal Cyst, Biliary Atresia (Su28.12) | | DERMAT (L) Common Viral Infection Pharmacology and Its Adverse Effects- Dr 8.1 & Dr 8.7 | OPHTHAL(SGD) OP8.3technique of a fundus examination and describe and distinguish the funduscopic features in a normal condition and in conditions causing an abnormal retinal exam |
| Friday 24/07/26 | Cinical Postings | ENT (SGD) EN4.47 investigations and principles of management of Stridor | OPHTHAL (SGD) OP8.4funduscopic features in a normal conditions causing an abnormal retinal exam | | PSYCH (SGD) Case Discussion- autism spectrum disorder | MEDICINE(SGD) (E1&2) SGT: CBL Social Problem sin elderly (IM 24.2) |
| Saturday 25/07/26 | Cinical Postings | OBG(SDL) OG1.3 Define & discuss still birth | PSYCH(L) Autism Spectrum Disorders (types, assessment & management) Intellectual Disability | | | |

**Akash Institute of Medical Sciences & Research Centre,
Devanahalli-562110**

Phase 3 Part 2[CBME batch] Time table-2025-26

Block 2 [15week] from 20/04/2026 to 01/08/2026

| Days | 8.30AM-11.30AM | 11.30AM-12.20-PM | 12.20PM-1.10PM | 1.10PM-2.00PM | 2.00PM-3.00PM | 3.00PM-4.00PM |
|-----------------------|-------------------------|---|---|---------------|--|--|
| Monday 27/07/26 | Cinical Postings | MEDICINE (L) Revision | SURGERY(L) CA GALL BLADDER, CHOLANGIOCARCI NOMA (SU28.12) | Lunch | OBG(L) OG33.4 Enumerate the methods to prevent CA cervix (PAP & Colposcopy, VIA, VILLI,) | ENT(L) EN 4.48, choose a current investigations & principles of management of airway emergencies |
| Tuesday 28/07/26 | Cinical Postings | SURGERY (SGD) Cholecystectomy (SU28.12) | OBG(SGD) OG33.4 Enumerate the methods to prevent CA cervix (PAP & Colposcopy, VIA, VILLI,) | | ENT (SGD) EN4.49 Describe the principles of management of foreign bodies in the air & food passages | OPHTHAL (L) OP8.4treatment modalities in management of diseases of the retina |
| Wednesday 29/07/26 | Cinical Postings | OPHTHAL(SGD) OP8.5 Diagnostic tests, imaging and management of diseases of the optic nerve and visual pathway | DERMAT(L) Presentations, Diagnostic Features Pharmacology of Antifungal Agents and Its Adverse Effects- DR 7.1 & DR 7.3 | | ENT (SGD) EN4.52 Describe the Clinical features, Investigations and principles of management of diseases of Esophagus | MEDICINE (SDL) Cholera |
| Thursday 30/07/26 | Cinical Postings | PSYCH(L) Pervasive Developmental Disorder/ Other Childhood Disorders | SURGERY(SDL) applied anatomy of small and large intestine (SU28.13) | | DERMAT (L) DR 5.1 & DR 5.3 Scabies: Etiology, Microbiology, Pathogenesis, Natural History, Clinical Features, Presentation, Complications, Treatment and Its Adverse Effects | OPHTHAL(SGD) OP9.1 Demonstrate the correct technique to examine extra ocular movements (Uniocular & Binocular) |
| Friday 31/07/26 | Cinical Postings | ENT (SGD) EN4.53 Describe the clinical features, investigations and principles of management of HIV manifestations of the ENT | OPHTHAL (SGD) OP9.2 Classify, enumerate the types, methods of diagnosis and indications for referral in a patient with heterotropia/ strabismus | | PSYCH (SGD) Panel Discussion- Intellectual Disability Disorder. | MEDICINE(SGD) (E1&2) SGT: CBL Social Problem sin elderly (IM 24.2) |
| Saturday 01/08/26 | Cinical Postings | OBG(SDL) OG Bartholine abscess (DD's & Management) | PSYCH(L) Conduct Disorder/ Tic Disorders (clinical presentation & evaluation) | | | |


Akash Institute of Medical Sciences & Research Centre, Devanahalli-562110

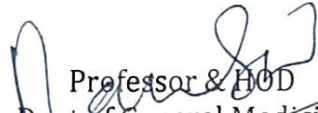
Phase 3 Part 2[CBME batch] Time table-2025-26
Block 3 [15weeks] from 10/08/ 2026 to 21/11/2026


| Days | 8.30 A M -11.30 AM | 11.30A M- 12.20PM | 12.20PM- 1.10PM | 1.10PM- 2.00PM | 2.00PM- 3.00PM | 3.00PM- 4.00PM |
|-----------|--------------------------|----------------------|---------------------------------|-------------------|--------------------|--------------------|
| Monday | Cinical Postings | SURGERY (L) | MEDICINE (L) | LUNCH | OBG(SGD) | RS(L) |
| Tuesday | Cinical Postings | OBG (L) | SURGERY (SGD) | | RADIOLOGY (SGD) | MEDICIN E (SGD) |
| Wednesday | Cinical Postings | MEDICINE(L) | ANAESTHESI A (L) | | OBG (L) | |
| Thursday | Cinical Postings | SURGERY (L) | RADIOLOGY (L) | | MEDICINE (SGD) | OBG(SGD) |
| Friday | Cinical Postings | R S(SGD) | PED(SGD) | | RS(SGD) | OBG (L) |
| Saturday | Cinical Postings | ANAESTHESIA (SGD) | (AETCOM)M/S/OBG/O RTHO (SDL) | | | |


INTERNAL ASSESSMENT- 23/11/2026 to 28/11/2026


10WK.(L) For Anesthesia, Radiology Rup Medicine
 Last SWK SGD AND SDL


 Professor & HOD
 Dr. Ravishankar S N MBBS, FRCR, FRCR, FRCR
 Professor & HOD, Dept. of General Surgery
 Akash Institute Of Medical Sciences & Research Centre
 Prasannahalli Road, Devanahalli.
 KMC Reg. No. : 65519


 Professor & HOD
 Dept of General Medicine
 Dr. RAVISHANKAR S N MBBS, FRCR, FRCR, FRCR
 Professor & HOD, KMC:31558
 Department of General Medicine
 Akash Institute of Medical Sciences
 and Research Centre
 Devanahalli, Bangalore Rural-562 110.
 Professor & HOD
 Dept of Radiology



 Professor & HOD
 Dept of OBG
 PROFESSOR & HOD
 Department of OBG
 Akash Institute of Medical Sciences
 and Research Centre
 Devanahalli, Bangalore Rural-562 110.
 Professor & HOD
 Dept of Anaesthesia

Professor & HOD
 Dept of R S

 PROFESSOR & HOD
 Department of TB & Chest
 Akash Institute of Medical Sciences
 and Research Centre
 Devanahalli, Bangalore Rural-562 110


 Professor & HOD
 Dept of Paediatrics
 PROFESSOR & HOD
 Department of Paediatrics
 Akash Institute of Medical Sciences
 and Research Centre
 Devanahalli, Bangalore Rural-562 110.

Principal & Dean

Principal & Dean
 Akash Institute of Medical Science & Research Centre
 Devanahalli,
 Bangalore Rural-562110.


 Professor & HOD
 Department of Anaesthesiology
 Akash Institute of Medical Science
 and Research Centre
 Devanahalli, Bangalore Rural-562110.

**Akash Institute of Medical Sciences & Research Centre,
Devanahalli-562110**

Phase 3 Part 2[CBME batch] Time table-2025-26

Block 3 [1week] from 10/08/ 2026 to 21/11/2026

| Days | 8.30 AM 11.30AM | 11.30A M- 12.20PM | 12.20PM- 1.10PM | 1.10PM- 2.00PM | 2.00PM- 3.00PM | 3.00PM- 4.00PM |
|---------------------------|---------------------|---|--|-------------------|--|--|
| Monday 10/08/26 | Cinical Postings | SURGERY (L) SU28.14 Meckel's diverticulum | MEDICINE (L) Febrile ResponseandH ostFactors influencing Febrile Response (IM 4.1) | Lunch | OBG(SGD) OG8.5 Describe & demonstrate pelvic assessment in a model | RS(L) Epidemiology of Tuberculosis & its impact on work, life and economy of India CT 1.1 |
| Tuesday 11/08/26 | Cinical Postings | OBG (L) OG 32.2 Post menopausal bleeding | SURGERY (SGD) SU28.14 IBD | | RADIOLOGY (SGD) Systematic Approach to Chest X-ray Interpretation | MEDICINE (SGD) (D1&2) SGT: CBL SocialProblemsinelderl y (IM 24.2) |
| Wednesda y 12/08/26 | Cinical Postings | MEDICINE(L) Febrile ResponseandHost Factors influencing Febrile Response (IM 4.1) | ANAESTHESI A (L) Evolution of Anesthesiolog y AS1.1 | | OBG (L) OG9.3 DD for acute abdominal in early pregnancy & Ectopic pregnancy | SURGERY (SGD) SU28.14 Benign and malignant tumors of small bowel |
| Thursday 13/08/26 | Cinical Postings | SURGERY (L) SU28.14 Short bowel syndrome | RADIOLOGY (L) Introduction to Radiology and Imaging Modalities | | MEDICINE (SGD) C1&2) SGT: CBL SocialProblemsinelderly (IM 24.2) | OBG(SGD) OG 32.2 Post menopausal bleeding |
| Friday 14/08/26 | Cinical Postings | R S(SGD) Symptomatology, risk factors and manifestations in respiratory diseases CT 1.5 | PED(SGD) Emergencies – Child Abuse (PE 27.29) | | RS(SGD) Systemic Examination including general examination and chest examination CT 1.6 | OBG (L) OG 34.1 Endometrial hyperplasia |
| Saturday 15/08/26 | Holiday | | | | | |

**Akash Institute of Medical Sciences & Research Centre, Devanahalli-
562110**

Phase 3 Part 2[CBME batch] Time table-2025-26

Block 3 [2week] from 10/08/ 2026 to 21/11/2026

| Days | 8.30 AM 11.30AM | 11.30A M- 12.20PM | 12.20PM- 1.10PM | 1.10PM- 2.00PM | 2.00PM- 3.00PM | 3.00PM- 4.00PM |
|-----------------------|-----------------------------|--|--|-------------------|---|---|
| Monday 17/08/26 | Cinical Postings | SURGERY (L) SU28.14 Hirschsprung's disease, diverticulitis | MEDICINE (L) Febrile Response in Special Populations- Elderly, Immunosuppressed, Individuals with Malignancy and Neutropenia, PLHIV, Travelers (IM 4.2) | Lunch | OBG(SGD) OG 34.1 Endometrial hyperplasia | RS(L) Microbiology of TB bacilli, transmission, pathogenesis, and natural history of pulmonary and extrapulmonary TB CT 1.2 |
| Tuesday 18/08/26 | Cinical Postings | OBG (L) OG 34.2 Ovarian cancer (etiology, pathology, CF, classification) | SURGERY (SGD) SU28.14 Polyp of colon | | RADIOLOGY (SGD) Normal vs Abnormal Chest X-ray | MEDICINE (SGD) B1&2) SGT: CBL Social Problem in elderly (IM 24.2) |
| Wednesday 19/08/26 | Cinical Postings | MEDICINE(L) | ANAESTHESIA (L) Central venous access AS 9.1 | | OBG (L) OG 34.2 Ovarian cancer (investigation, staging, DD, Management) | SURGERY (SGD) SU28.14 Carcinoma colon |
| Thursday 20/08/26 | Cinical Postings | SURGERY (L) SU28.14 Surgical management of CA colon | RADIOLOGY (L) Basics of X-ray Physics and Image Formation | | MEDICINE (SGD) (E1&2) SGT: CBL Geriatric Syndromes (IM24.1-24.16) | OBG(SGD) OG 34.2 Ovarian cancer (etiology, pathology, CF, classification) |
| Friday 21/08/26 | Cinical Postings | RS(SGD) Generate differential diagnosis based on clinical history and examination of respiratory system CT 1.8 | PED(SGD) Micronutrients in Health and Disease 1: Vitamin C & Magnesium (PE12.19,12.20, 13.13) | | RS(SGD) Mantoux test: indications, interpretation, pitfalls of test reliability CT 1. | OBG (L) OG 34.4 GTD (gestation trophoblastic disease) |
| Saturday 22/08/26 | Cinical Postings | ANAESTHESIA (SGD) Basic Life Support in adults, children and neonates AS 2.1 | AETCOM M/S/OBG/O RTHO (SDL) | | | |

**Akash Institute of Medical Sciences & Research Centre, Devanahalli-
562110**

Phase 3 Part 2[CBME batch] Time table-2025-26

Block 3 [3week] from 10/08/ 2026 to 21/11/2026

| Days | 8.30 AM 11.30AM | 11.30A M- 12.20PM | 12.20PM- 1.10PM | 1.10PM- 2.00PM | 2.00PM- 3.00PM | 3.00PM- 4.00PM |
|-----------------------|-------------------------|---|---|-------------------|--|--|
| Monday 24/08/26 | Cinical Postings | SURGERY (L) SU28.14 Intestinal obstruction | MEDICINE (L) Pathophysiology and Manifestations of Inflammatory Causes of Fever (IM4.4) | Lunch | OBG(SGD) OG 34.4 GTD | RS(L) Co-infections and co-morbidities associated with tuberculosis CT 1.3 |
| Tuesday 25/08/26 | Cinical Postings | OBG (L) OG 34.4 Operative gynecology (D &C, EB, Endocervical curettage, TAH) | SURGERY (SGD) SU28.14 Intussusception, volvulus | | RADIOLOGY (SGD) Normal vs Abnormal Chest X-ray | MEDICINE (SGD) (D1&2) SGT: CBL Geriatric Syndromes (IM24.1-24.16) |
| Wednesday 26/08/26 | Cinical Postings | MEDICINE(L) | ANAESTHESIA (L) Advanced Life Support in adults and children AS 2.2 | | OBG (L) OG 34.4 Operative gynecology (VH, PFR, fothergills, laparoscopy and hysteroscopy) | SURGERY (SGD) SU28.15 Applied anatomy of appendix, acute appendicitis |
| Thursday 27/08/26 | Cinical Postings | SURGERY (L) SU28.15 Complications and management of appendicitis | RADIOLOGY (L) Radiation Hazards and Radiation Protection (ALARA) | | MEDICINE (SGD) (C1&2) SGT: CBL Geriatric Syndromes (IM24.1-24.16) | OBG(SGD) OG 34.4 Operative Gynecology (D &C, EB, Endocervical curettage, TAH) |
| Friday 28/08/26 | Cinical Postings | R S(SGD) Interpretation of diagnostic tests in respiratory diseases CT 1.9 | PED(SGD) Toxic elements and free radicals - Kerosene & organophosphate - Kerosene & organophosphate poisoning (PE 14.2, 14.3) e poisoning (PE 14.2, 14.3) | | RS(SGD) AFB Staining methodology CT 1.10 | OBG (L) OG 34.5 Benign lesion of cervix (erosion, ectropion and polyp) |
| Saturday 29/08/26 | Cinical Postings | ANAESTHESIA (SGD) Principles of monitoring in anesthesia AS 9.2 | AETCOM M/S/OBG/ORTHO (SDL) | | | |

**Akash Institute of Medical Sciences & Research Centre, Devanahalli-
562110**

Phase 3 Part 2[CBME batch] Time table-2025-26
Block 3 [4week] from 10/08/ 2026 to 21/11/2026

| Days | 8.30 AM 11.30AM | 11.30A M- 12.20PM | 12.20PM- 1.10PM | 1.10PM- 2.00PM | 2.00PM- 3.00PM | 3.00PM- 4.00PM |
|-----------------------|-----------------------------|--|--|-------------------|---|--|
| Monday 31/08/26 | Cinical Postings | SURGERY (L) SU28.16 applied anatomy including congenital anomalies of the rectum and anal canal | MEDICINE (L) Pathophysiology and Manifestations of Malignant Causes of Fever, including haemato- lymphoid malignancies (IM 4.5) | <h1>Lunch</h1> | OBG(SGD) OG 34.5 Benign lesion of cervix (erosion, ectropion and polyp) | RS(L) Epidemiology, predisposing factors and factors that determine drug resistance CT 1.4 |
| Tuesday 01/09/26 | Cinical Postings | OBG (L) OG 34.5 Benign disorders of ovary (classification and complication) | SURGERY (SGD) SU28.17 Rectal prolapse, pilonidal sinus | | RADIOLOGY (SGD) Choosing Between Ultrasound and CT – Case-based Discussion | MEDICINE (SGD) (B1&2) SGT: CBL Geriatric Syndromes (IM24.1-24.16) |
| Wednesday 02/09/26 | Cinical Postings | MEDICINE(L) Malaria- Diagnosisand Management (IM4.22) Nesting with Pharmacology | ANAESTHESI A (L) Principles of preoperative evaluation AS 3.1, AS 3.2 | | OBG (L) OG13.2 Preterm labour & PROM | SURGERY (SGD) SU28.17 hemorrhoids |
| Thursday 03/09/26 | Cinical Postings | SURGERY (L) SU28.17 Anal fissure and fistulas, anorectal abscess | RADIOLOGY (L) Chest X-ray – Normal Anatomy | | MEDICINE (SGD) (E1&2) SGT: CBL Dementia (IM 24.6) | OBG(SGD) OG19.2 Counsel in a simulated environment, contraception & puerperal sterilization |
| Friday 04/09/26 | Cinical Postings | R S(SGD) Pleural fluid aspiration CT 1.11 | PED(SGD) Toxic elements and free radicals - Lead, Paracetamol poisoning and oxygen induced injury (PE 14.1, 14.4, 14.5) | | RS(SGD) Polymerase Chain Reaction (PCR) CT 1.12 | OBG (L) OG 11.1 Twin gestation |
| Saturday 05/09/26 | Cinical Postings | ANAESTHESIA (SGD) Conduct a preanesthetic checkup AS 3.3 | AETCOM M/S/OBG/O RTHO (SDL) | | | |

**Akash Institute of Medical Sciences & Research Centre, Devanahalli-
562110**

Phase 3 Part 2[CBME batch] Time table-2025-26

Block 3 [5week] from 10/08/ 2026 to 21/11/2026

| Days | 8.30 AM 11.30AM | 11.30A M- 12.20PM | 12.20PM- 1.10PM | 1.10PM - 2.00PM | 2.00PM- 3.00PM | 3.00PM- 4.00PM |
|-----------------------|-----------------------------|--|--|-----------------------|---|---|
| Monday 07/09/26 | Cinical Postings | SURGERY (L) SU28.17 CA rectum | MEDICINE (L) Fever of Unknown Origin- Definition, Aetiology, Clinical Manifestations (IM 4.8) | Lunch | OBG(SGD) RH Iso- Immunization | RS(L) Indications, technique, efficacy and complications of BCG vaccine CT 1.13 |
| Tuesday 08/09/26 | Cinical Postings | OBG (L) OG 26.1 Adenomyosis | SURGERY (SGD) SU28.18 clinical examination and principles of management of acute abdomen. | | RADIOLOGY (SGD) Choosing Between Ultrasound and CT – Case-based Discussion | MEDICINE (SGD) Communicating diagnosis treatment plan (IM7.18,7.22,7.24,7.25,7.2 7 |
| Wednesday 09/09/26 | Cinical Postings | MEDICINE(L) Malaria- Pathophysiology and Manifestations (IM 4.6) | ANAESTHESI A (L) general anesthesia AS 4.1 | | OBG (L) OG35.9 Write a proper discharge summary with all relevant information | SURGERY (SGD) SU29.2 Applied anatomy of genitourinary system |
| Thursday 10/09/26 | Cinical Postings | SURGERY (L) SU29.1 Hematuria | RADIOLOGY (L) Chest X-ray – Common Pathologies | | MEDICINE (SGD) Malaria- Pathophysiology and Manifestations (IM 4.6) | OBG(SGD) OG 28.2 Enumerate the assessment and restoration of tubal patency |
| Friday 11/09/26 | Cinical Postings | R S(SGD) Antituberculosis regimen based on national guidelines CT 1.15 | PED(SGD) National Health Programs and Universal Immunization Programme-JE, Typhoid, HPV, Pneumococcal and Rotavirus (PE 19.16) | | RS(SGD) TB in healthcare workers CT 1.16 | OBG (L) OG 28.3 Describe the principle of ovulation induction |
| Saturday 12/09/26 | Cinical Postings | ANAESTH ESIA (SGD) Fluid and Electrolyte management AS 7.1 | AETCOM M/S/OBG/O RTHO (SDL) | | | |

**Akash Institute of Medical Sciences & Research Centre, Devanahalli-
562110**

Phase 3 Part 2[CBME batch] Time table-2025-26
Block 3 [6week] from 10/08/ 2026 to 21/11/2026

| Days | 8.30 AM 11.30AM | 11.30A M- 12.20PM | 12.20PM- 1.10PM | 1.10PM- 2.00PM | 2.00PM- 3.00PM | 3.00PM- 4.00PM |
|-----------------------|---------------------|---|--|-------------------|--|--|
| Monday 14/09/26 | Holiday | | | Lunch | | |
| Tuesday 15/09/26 | Cinical Postings | OBG (L) OG35.10 Write a proper referral note to secondary or tertiary centers or to other physicians with all necessary details | SURGERY (SGD) urinary tract infections SU29.3 | | RADIOLOGY (SGD) Common Fracture Patterns on X-ray | MEDICINE (SGD) (E1&2) SGT: Seminar Rheumatology Radiography of joints (IM7.17) |
| Wednesday 16/09/26 | Cinical Postings | MEDICINE(L) Fever of Unknown Origin- Definition, Aetiology, Clinical Manifestations (IM 4.8) | ANAESTHESIA (L) induction and maintenance of general anesthesia AS 4.3 | | OBG (L) OG 28.5 Male infertility | SURGERY (SGD) Hydronephrosi s SU29.4 |
| Thursday 17/09/26 | Cinical Postings | SURGERY (L) renal calculi SU29.5 | RADIOLOGY (L) Abdominal X-ray Interpretation | | MEDICINE (SGD) (D1&2) SGT: Seminar: Radiography of joints (IM7.17) Roleplay: Communicating diagnosis treatment plan, follow up of rheumatological diseases (IM7.18,7.22,7.24,7.25 ,7.27) | OBG(SGD) OG35.16 Diagnose & provide emergency |
| Friday 18/09/26 | Cinical Postings | R S(SGD) National programmes on tuberculosis CT 1.18 | PED(SGD) Chromosomal Anomalies - Turner's syndrome (PE32.7,32.8, 32.9) | | RS(SGD) Communication with patients and family, after diagnosis and therapy CT 1.19 | OBG (L) OG 30.1 PCOS |
| Saturday 19/09/26 | Cinical Postings | ANAESTH ESIA (SGD) Blood product transfusion AS 7. 2 | AETCOM M/S/OBG/O RTHO (SDL) | | | |

**Akash Institute of Medical Sciences & Research Centre, Devanahalli-
562110**

Phase 3 Part 2[CBME batch] Time table-2025-26

Block 3 [7week] from 10/08/ 2026 to 21/11/2026

| Days | 8.30 AM 11.30AM | 11.30A M- 12.20PM | 12.20PM- 1.10PM | 1.10PM- 2.00PM | 2.00PM- 3.00PM | 3.00PM- 4.00PM |
|-----------------------|---------------------|---|--|-------------------|---|---|
| Monday 21/09/26 | Cinical Postings | SURGERY (L) SU29.6 Renal tumors | MEDICINE (L) Indications and Interpretation of blood and bone marrow studies in a patient with Fever of Unknown Origin (IM4.16) | Lunch | OBG(SGD) OG 30.2 Hirsutism | RS(L) Drug-resistant tuberculosis CT 1.17 |
| Tuesday 22/09/26 | Cinical Postings | OBG (L) OG36.2 Organize antenatal, postnatal, well baby & family welfare clinics | SURGERY (SGD) SU29.7 acute and chronic retention of urine | | RADIOLOGY (SGD) Common Fracture Patterns on X-ray | MEDICINE (SGD) Rheu metrological diseases (IM7.18,7.22,7.24 7.25,7.27) |
| Wednesday 23/09/26 | Cinical Postings | MEDICINE(L) febrile syndromes (IM4.18) | ANAESTHESI A (L) Anatomy of the brachial plexus, subarachnoid and epidural spaces AS 5.2 | | OBG (L) OG29.1 Fibroid | SURGERY (SGD) SU29.7 Renal trauma |
| Thursday 24/09/26 | Cinical Postings | SURGERY (L) SU29.8 cystitis | RADIOLOGY (L) Basics of Ultrasonography – Principles and Applications | | MEDICINE (SGD) Rheu metrological diseases (IM7.18,7.22,7.24 7.25,7.27) | OBG(SGD) OG37.2 Observe & assist in the performance of laparotomy |
| Friday 25/09/26 | Cinical Postings | R S(SGD) Different aetiologies of obstructive airway disease, severity, precipitants CT 2.8 | PED(SGD) Anemia and other hematological disorders-ITP& Hemophilia (PE 29.6, 29.7) | | RS(SGD) Identification of signs of consolidation, pleural effusion and pneumothorax CT 2.9 | OBG (L) OG 33.1 CA Cervix (risk factors, CF, Mode od spread) |
| Saturday 26/09/26 | Cinical Postings | ANAESTH ESIA (SGD) Arterial blood gas analysis AS 7.3 | AETCOM M/S/OBG/O RTHO (SDL) | | | |

**Akash Institute of Medical Sciences & Research Centre, Devanahalli-
562110**

**Phase 3 Part 2[CBME batch] Time table-2025-26
Block 3 [8week] from 10/08/ 2026 to 21/11/2026**

| Days | 8.30 AM 11.30AM | 11.30A M- 12.20PM | 12.20PM- 1.10PM | 1.10PM- 2.00PM | 2.00PM- 3.00PM | 3.00PM- 4.00PM |
|-----------------------|---------------------|---|---|-------------------|---|---|
| Monday 28/09/26 | Cinical Postings | SURGERY (L) SU29.8 Bladder injuries, neurogenic bladder | MEDICINE (L) Sepsis- Pathophysiology, Manifestations and Management (IM 4.7) | Lunch | OBG(SGD) OG 26.1 Endometriosis | RS(L) Definition and classification of obstructive airway disease CT 2.1 |
| Tuesday 29/09/26 | Cinical Postings | OBG (L) OG37.4 Observe & assist in the performance of Dilatation & Curettage (D&C) | SURGERY (SGD) SU29.8 VUR, URINARY DIVERSIONS | | RADIOLOGY (SGD) Imaging Features of Pulmonary Tuberculosis | MEDICINE (SGD) (A1&2) SGT: CBL Inflammatory muscle disease, scleroderma, Sjogren’s syndrome (IM 7.1, 7.10) |
| Wednesday 30/09/26 | Cinical Postings | MEDICINE(L) Acute and Chronic Complications of diarrhoeal (IM 16.2,16.3) | ANAESTHESI A (L) Principles and practice of regional anesthesia AS 5.1 | | OBG (L) OG24.1 Medical management of AUB | SURGERY (SGD) SU29.8 CA BLADDER |
| Thursday 01/10/26 | Cinical Postings | SURGERY (L) SU29.9 BPH | RADIOLOGY (L) CT scan – Principles and Clinical Indications | | MEDICINE (SGD) (A1&2) SGT: CBL Inflammatory muscle disease, scleroderma, Sjogren’s syndrome (IM 7.1, 7.10) | OBG(SGD) OG33.1 Investigations & staging of CA cervix |
| Friday 02/10/26 | Holiday | | | | | |
| Saturday 03/10/26 | Cinical Postings | ANAESTH ESIA (SGD) Cardiopulmonary resuscitation AS 2.1 | AETCOM M/S/OBG/O RTHO (SDL) | | | |

**Akash Institute of Medical Sciences & Research Centre, Devanahalli-
562110**

Phase 3 Part 2[CBME batch] Time table-2025-26
Block 3 [9 week] from 10/08/ 2026 to 21/11/2026

| Days | 8.30 AM 11.30AM | 11.30A M- 12.20PM | 12.20PM- 1.10PM | 1.10PM- 2.00PM | 2.00PM- 3.00PM | 3.00PM- 4.00PM |
|-----------------------|---------------------|--|---|-------------------|---|--|
| Monday 05/10/26 | Cinical Postings | SURGERY (L) SU29.9 CA PROSTATE | MEDICINE (L) DiarrhoearelatedPara sitic Infection- Diagnosis and Management (IM16.11, 16.13, MI3.1,3.2, PH 1.34) | Lunch | OBG(SGD) OG37.6 Observe & assist in the performance of outlet forceps application of vacuum | RS(L) Epidemiology, risk factors, and evolution of obstructive airway disease CT 2.2 |
| Tuesday 06/10/26 | Cinical Postings | OBG (L) OG37.6 B breach delivery | SURGERY (SGD) SU29.11 urethral strictures | | RADIOLOGY (SGD) Imaging Features of Pulmonary Tuberculosis | MEDICINE (SGD) (C1&2) SGT: CBL Inflammatory muscle disease, scleroderma, Sjogren syndrome (IM7.1, 7.10) |
| Wednesday 07/10/26 | Cinical Postings | MEDICINE(L) Management (IM16.11, 16.14, MI3.1,3.2, PH 1.34) SharingwithMi crobiology and Pharmacology | ANAESTHESI A (L) Principles and practice of Local anesthesia AS 5.3 | | OBG (L) OG37.7 Observe & assist in the performance of MTP in the first trimester & evacuation in incomplete abortion | SURGERY (SGD) SU30.1 phimosis, paraphimosis |
| Thursday 08/10/26 | Cinical Postings | SURGERY (L) SU30.1 carcinoma penis. | RADIOLOGY (L) MRI – Basic Concepts and Uses | | MEDICINE (SGD) (B1&2) SGT: CBL Inflammatorymusc ledisease, scleroderma, Sjogren syndrome (IM 7.1, 7.10) | OBG(SGD) OG33.2 Pre malignant lesions of cervix, CIN |
| Friday 09/10/26 | Cinical Postings | R S(SGD) Interpretation of ABG (Arterial Blood Gas) CT 2.14 | PED(SGD) Approach to a child with Rheumatological l problem - Kawasaki's disease, Henoch Schoenlein Purpura (PE 22.3) | | RS(SGD) Interpretation of chest radiography CT 2.14 | OBG (L) OG38.1 Laparoscopy |
| Saturday 10/10/26 | Cinical Postings | ANAESTH ESIA (SGD) Common atheistic complication | AETCOM M/S/OBG/O RTHO (SDL) | | | |

| | | | | |
|--|--|--------|--|--|
| | | AS 3.4 | | |
|--|--|--------|--|--|

**Akash Institute of Medical Sciences & Research Centre, Devanahalli-
562110**

Phase 3 Part 2[CBME batch] Time table-2025-26
Block 3 [10 week] from 10/08/ 2026 to 21/11/2026

| Days | 8.30 AM 11.30AM | 11.30A M- 12.20PM | 12.20PM- 1.10PM | 1.10PM- 2.00PM | 2.00PM- 3.00PM | 3.00PM- 4.00PM |
|-----------------------|---------------------|--|---|-------------------|---|--|
| Monday 12/10/26 | Cinical Postings | SURGERY (L) SU30.2 undescended testis. | MEDICINE (L) IM 3.1,3.2,3.5 Sharing with microbiology | Lunch | OBG(SGD) OG 33.1 CA Cervix (risk factors, CF, Mode od spread) | RS(L) Acute exacerbation of obstructive airway disease CT 2.3 |
| Tuesday 13/10/26 | Cinical Postings | OBG (L) OG33.1 Investigations & staging of CA cervix | SURGERY (SGD) SU30.3 epidydimal- orchitis | | RADIOLOGY (SGD) Imaging Approach to Renal Colic | MEDICINE (SGD) Ankylosing spondylitis |
| Wednesday 14/10/26 | Cinical Postings | MEDICINE(L) Disease (IM 16.15) NestingwithPathology | ANAESTHESI A (L) spinal, epidural and combined AS 5.1 | | OBG (L) OG33.2 Pre malignant lesions of cervix, CIN | SURGERY (SGD) Varicocele SU30.4 |
| Thursday 15/10/26 | Cinical Postings | SURGERY (L) SU30.5 HYDROCELE | RADIOLOGY (L) Imaging in Head Injury | | MEDICINE (SGD) Inflammatory Bowel Disease (IM 16.15) | OBG(SGD) OG38.1 Laparoscopy |
| Friday 16/10/26 | Cinical Postings | R S(SGD) Interpretation of pulse oximetry CT 2.14 | PED(SGD) Approach to a child with Rheumatological l problem - Kawasaki's disease, Henoch Schoenlein Purpura (PE 22.3) | | RS(SGD) Inhaled corticosteroids CT 2.18 | OBG (L) OG 33.1 CA Cervix (risk factors, CF, Mode od spread) |
| Saturday 17/10/26 | Cinical Postings | ANAESTH ESIA (SGD) Pharmacology and correct use of commonly used drugs and adjuvant agents in regional anaesthesia AS 5.4 | AETCOM M/S/OBG/O RTHO (SDL) | | | |

**Akash Institute of Medical Sciences & Research Centre, Devanahalli-
562110**

**Phase 3 Part 2[CBME batch] Time table-2025-26
Block 3 [11 week] from 10/08/ 2026 to 21/11/2026**

| Days | 8.30 AM 11.30AM | 11.30A M- 12.20PM | 12.20PM- 1.10PM | 1.10PM- 2.00PM | 2.00PM- 3.00PM | 3.00PM- 4.00PM |
|-----------------------|---------------------|--|---|-------------------|--|---|
| Monday 19/10/26 | Cinical Postings | Holiday | | Lunch | | |
| Tuesday 20/10/26 | Cinical Postings | OBG (L) OG33.2 Pre malignant lesions of cervix, CIN | SURGERY (SGD) SU29.11 URETHRAL INJURIES | | RADIOLOGY (SGD) Contrast Media Reactions and Emergency Management | MEDICINE (SGD) Psoriatic arthritis |
| Wednesday 21/10/26 | Cinical Postings | MEDICINE(L) (IM25.1, MI8.1) SharingwithMicrobiolo gy | ANAESTHESI A (L) complications encountered by patients in the recovery room AS 6.3 | | OBG (L) OG38.2 Hysteroscopy | SURGERY (SGD) SU30.2 TORSION TESTIS |
| Thursday 22/10/26 | Cinical Postings | SURGERY (L) CURCUMCISION SU30.1 | RADIOLOGY (L) Imaging in Stroke | | MEDICINE (SGD) Dermatomyositis | OBG(SGD) OG33.4 Enumerate the methods to prevent CA cervix (PAP & Colposcopy, VIA, VILI,) |
| Friday 23/10/26 | Cinical Postings | R S(SGD) Principles of oxygen therapy in hospital and at home CT 2.20 | PED(SGD) To support, promote and optimize Breastfeeding practices - Cultural beliefs and practices (PE 7.1) | | RS(SGD) Smoking cessation CT 2.21 | OBG (L) OG38.3 Lap sterilizatio n |
| Saturday 24/10/26 | Cinical Postings | ANAESTH ESIA (SGD) management of an unconscious patient AS 7.3 | AETCOM M/S/OBG/O RTHO (SDL) | | | |

**Akash Institute of Medical Sciences & Research Centre, Devanahalli-
562110**

**Phase 3 Part 2[CBME batch] Time table-2025-26
Block 3 [12 week] from 10/08/ 2026 to 21/11/2026**

| Days | 8.30 AM 11.30AM | 11.30A M- 12.20PM | 12.20PM- 1.10PM | 1.10PM- 2.00PM | 2.00PM- 3.00PM | 3.00PM- 4.00PM |
|-----------------------|-----------------------------|--|--|-------------------|---|---|
| Monday 26/10/26 | Cinical Postings | SURGERY (L) SU30.1 hypospadias's epispadias's | MEDICINE (L) Manifestations (IM25.2, 25.3) | Lunch | OBG(SGD) OG38.3 Lap sterilization | RS(L) Environmental factors in obstructive airway disease CT 2.6 |
| Tuesday 27/10/26 | Cinical Postings | OBG (L) OG 20.3 PC- PNDT act | SURGERY (SGD) digital rectal examination of the prostate SU29.10 | | RADIOLOGY (SGD) Pediatric Abdominal Imaging – Common Conditions RD1.1 | MEDICINE (SGD) Gout |
| Wednesday 28/10/26 | Cinical Postings | MEDICINE(L) Non-febrile Infectious Diseases (IM 25.8) | ANAESTHESI A (L) Complications of anaesthesia and their management AS 4.5 | | OBG (L) OG10.2 Blood & blood products transfusion | SURGERY (SGD) SU17.4 Pathophysiology, mechanism of head injuries |
| Thursday 29/10/26 | Cinical Postings | SURGERY (L) clinical features for neurological assessment and GCS in head injuries SU17.5 | RADIOLOGY (L) Musculoskeletal Radiology – Common Fractures RD1.2 | | MEDICINE (SGD) Reactive arthritis | OBG(SGD) OG38.4 Assess the need for & issue proper medical certificates to patients for various purposes |
| Friday 30/10/26 | Cinical Postings | R S(SGD) Alpha-1 antitrypsin deficiency in emphysema CT 2.5 | PED(SGD) Approach to a child with possible rheumatological problem - SLE and JIA (PE22.3) | | RS(SGD) Inhalers in airway diseases CT 2.22 | OBG (L) OG 26.1 Endometriosis |
| Saturday 31/10/26 | Cinical Postings | ANAESTH ESIA (SGD) Ethical and legal aspects of anaesthesia practice AS 8.1 | AETCOM M/S/OBG/O RTHO (SDL) | | | |

**Akash Institute of Medical Sciences & Research Centre, Devanahalli-
562110**

**Phase 3 Part 2[CBME batch] Time table-2025-26
Block 3 [13 week] from 10/08/ 2026 to 21/11/2026**

| Days | 8.30 AM 11.30AM | 11.30A M- 12.20PM | 12.20PM- 1.10PM | 1.10PM- 2.00PM | 2.00PM- 3.00PM | 3.00PM- 4.00PM |
|-----------------------|-------------------------|--|---|-------------------|--|--|
| Monday 02/11/26 | Cinical Postings | SURGERY (L) investigations and discuss the principles of management of head injuries SU17.6 | MEDICINE (L) Autoimmune Diseases (IM 7.1, 7.2) | Lunch | OBG(SGD) CA ovary classification & tamer Marcus | RS(L) Allergic and non-allergic precipitants in airway disease CT 2.7 |
| Tuesday 03/11/26 | Cinical Postings | OBG (L) OG12.1 PIH Part 1 | SURGERY (SGD) EDH SU17.6 | | RADIOLOGY (SGD) FAST Scan in Trauma | MEDICINE (SGD) Diabetic ketoacidosis |
| Wednesday 04/11/26 | Cinical Postings | MEDICINE(L) Genetics and Pathophysiology (IM 7.1, 7.2) | ANAESTHESI A (L) Anatomy and physiology of pain AS 8.1 | | OBG (L) OG12.1 PIH Part 2 | SURGERY (SGD) SDH SU17.6 |
| Thursday 05/11/26 | Cinical Postings | SURGERY (L) SAH SU17.6 | RADIOLOGY (L) Radiology of Tuberculosis | | MEDICINE (SGD) Diabetic ketoacidosis | OBG(SGD) OG 13.1 Management of 3 rd stage of labour |
| Friday 06/11/26 | Cinical Postings | R S(SGD) Impact of COPD on society and workplace CT 2.25 | PED(SGD) Tuberculosis (PE34.1 - 34.4) | | RS(SGD) Preventive measures to reduce COPD in the workplace CT 2.26 | OBG (L) OG14.2 Obstructed labour |
| Saturday 07/11/26 | Cinical Postings | ANAESTH ESIA (SGD) Pain management in various clinical scenarios AS 8.2 | AETCOM M/S/OBG/O RTHO (SDL) | | | |

**Akash Institute of Medical Sciences & Research Centre, Devanahalli-
562110**

**Phase 3 Part 2[CBME batch] Time table-2025-26
Block 3 [14 week] from 10/08/ 2026 to 21/11/2026**

| Days | 8.30 AM 11.30AM | 11.30A M- 12.20PM | 12.20PM- 1.10PM | 1.10PM- 2.00PM | 2.00PM- 3.00PM | 3.00PM- 4.00PM |
|-----------------------|---------------------|---|---|-------------------|--|--|
| Monday 09/11/26 | Cinical Postings | SURGERY (L) Skull Fractures Su17.6 | MEDICINE (L) Clinical Approach to Diagnosis (IM 7.3, 7.4) | Lunch | OBG(SGD) OG25.2 Turners syndrome & Klinefelter's syndrome | RS(L) Therapeutic approach to COPD - pharmacological management CT 2.16 |
| Tuesday 10/11/26 | Cinical Postings | Holiday | | | | |
| Wednesday 11/11/26 | Cinical Postings | MEDICINE(L) Joint Pain-Acute, Subacute and Chronic Causes (IM 7.5) Nesting with Orthopaedics | ANAESTHESIA (L) Role of stimulation in anaesthesia training AS 9.3 | | OBG (L) Imperforate Hymen (Clinical features & management) | SURGERY (SGD) hydrocephalus |
| Thursday 12/11/26 | Cinical Postings | SURGERY (L) Intracranial abscess and aneurysm | RADIOLOGY (L) Contrast Media – Types, Indications and Adverse Reactions | | MEDICINE (SGD) Takayasu arteritis | OBG(SGD) OG14.4 Describe & Discuss abnormal labour |
| Friday 13/11/26 | Cinical Postings | RS(SGD) Impact of COPD on patient's quality of life and well-being (family and social) CT 2.24 | PED(SGD) CVS – Cyanotic Heart diseases (PE23.2) | | RS(SGD) Working, living, and environmental factors influencing progression of airway disease CT 2.27 | OBG (L) Ureteric course & common sites of injury during TAH |
| Saturday 14/11/26 | Cinical Postings | ANAESTHESIA (SGD) Common methods of airway management AS 6.1 | AETCOM M/S/OBG/ORTHO (SDL) | | | |

**Akash Institute of Medical Sciences & Research Centre, Devanahalli-
562110**

Phase 3 Part 2[CBME batch] Time table-2025-26
Block 3 [15 week] from 10/08/ 2026 to 21/11/2026

| Days | 8.30 AM 11.30AM | 11.30A M- 12.20PM | 12.20PM- 1.10PM | 1.10PM- 2.00PM | 2.00PM- 3.00PM | 3.00PM- 4.00PM |
|-----------------------|-----------------------------|---|--|-------------------|---|---|
| Monday 16/11/26 | Cinical Postings | SURGERY (L) Intracranial tumors | MEDICINE (L) Arthralgia, Inflammatory from Mechanical Causes of Joint Pain (IM 7.6) NestingwithOrthopae dics | Lunch | OBG(SGD) OG14.3 Rupture uterus | RS(L) Vaccination in COPD CT 2.17 |
| Tuesday 17/11/26 | Cinical Postings | OBG (L) OG19.1 puerperium | SURGERY (SGD) Spinal dysraphism | | RADIOLOGY (SGD) Common Errors in X- ray Interpretation | MEDICINE (SGD) Polyarteritis nodosa |
| Wednesday 18/11/26 | Cinical Postings | MEDICINE(L) Mechanical Causes of Joint Pain (IM 7.7) | ANAESTHESI A (L) Principles of critical care in anaesthesia AS 11.1 | | OBG (L) Polyhydramnios & Oligohydramnios | SURGERY (SGD) IVDP, SPINAL TUMORS |
| Thursday 19/11/26 | Cinical Postings | SURGERY (L) Tb Spine | RADIOLOGY (L) Emergency Radiology – Trauma and Acute Abdomen | | MEDICINE (SGD) Henoch Schonlein purpura | OBG(SGD) OG21.1 Contracept ion (LARC) |
| Friday 20/11/26 | Cinical Postings | R S(SGD) Difficulties faced by patients during smoking cessation CT 2.28 | PED(SGD) Emergencies – Child Abuse (PE 27,29) | | RS(SGD) Long-term oxygen therapy in respiratory diseases CT 2.29 | OBG (L) OG19.1 puerperium |
| Saturday 21/11/26 | Cinical Postings | ANAESTHESIA (SGD) Communication Skills with dealing with patients and families in perioperative period AS 10.2 | AETCOM M/S/OBG/O RTHO (SDL) | | | |